

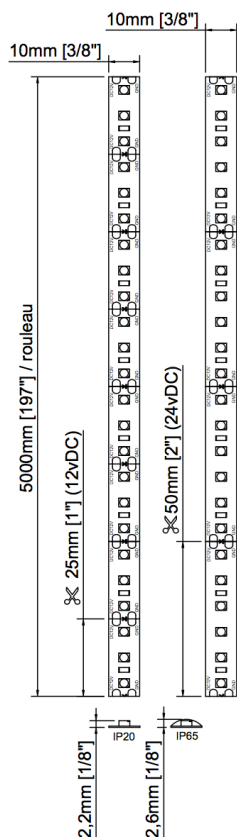
TITANIUM

TECHNOLOGIE

TT-3528-L600



- Ruban DEL SMD3528 en rouleau de 5 mètres.



| Tension | 12vDC | 24vDC |
|----------------------|--|---|
| DEL/m | 120 / m | |
| Puissance | 9,84w / m 3w / pied 49,2w / rouleau | |
| Ampérage | 0,82A / m 0,25A / pied 4,1A / rouleau | 0,41A / m 0,13A / pied 2,05A / rouleau |
| Lumens | 27K - 117 lm / pied 30K - 119 lm / pied 35K - 91 lm / pied 40K - 104 lm / pied 60K - 88 lm / pied | 45 lm / w 44 lm / w 35 lm / w 39 lm / w 33 lm / w |
| IRC (RA) | 90 | |
| Angle | 120° | |
| Dimension | IP20 | 10mm x 2,2mm x 5000mm $\frac{3}{8}'' \times \frac{1}{8}'' \times 196\frac{7}{8}''$ |
| | IP65 | 10mm x 2,6mm x 5000mm $\frac{3}{8}'' \times \frac{1}{8}'' \times 196\frac{7}{8}''$ |
| | IP67 | 13mm x 5mm x 5000mm $\frac{1}{2}'' \times \frac{3}{16}'' \times 196\frac{7}{8}''$ |
| Ligne de coupe | 25 mm 1" | 50 mm 2" |
| Finition | Blanc | |
| Gradable | Oui | |
| Couleur DEL | 27K - Blanc chaud 2700K 30K - Blanc chaud 3000K 35K - Blanc neutre 3500K 40K - Blanc neutre 4000K 60K - Blanc froid 6000K R - Rouge G - Vert B - Bleu A - Ambre RGB - Couleurs mixtes 3:1 | |
| Temp. fonctionnement | -40°C ~ 70°C | |
| IP | 20, 65, 67 | |

CODE PRODUIT

| TT | SMD | DEL PAR ROULEAU | IP | COULEUR DEL | TENSION |
|----|------|-----------------|----|-------------|---------|
| TT | 3528 | L600 | 20 | 27K | 24V |
| TT | 3528 | L600 | | | |

IES Indoor Report

Photometric Filename:TT-3528-L600-3000K-1-NO LENS.IES

Indoor Luminaire Photometric Data

Description Information

| | | |
|--|---------------------------------|-----------------------------|
| Luminaire Name: TT-3528-L600-3000k-1-no-lens | Luminaire Catalog: | Test ID: |
| Lamp Name: TT-3528-L600-3000k-1-no-lens | Lamp Catalog: 3528 | Test Date: 2021/03/20 |
| Manufacture: TITANIUM TECHNOLOGIE | ShieldingAngle(°): | Test Machine: GON-2000 |
| Test Lab: | Frequency(Hz): | Luminaire CCT(K): |
| Luminaire Size(W*L*H): 0.120*0.304*0.060 | Lighting Area(m2): 0.055 | Luminaire Weight(kg): 0.100 |
| Test System: C, γ | Test Step: C=45.0 γ =1.0 | Temperature(°C): 25 |
| | | Humidity(%): |

Character Parameter

| Lamp Speciality Parameter | |
|---|---------------------------------------|
| Lamp Rated Lumens(lm): 448.000 | Lamp Number in Luminaire: 1 |
| Lamp Norminal Power(W): | Lamp Rated Voltage(V): |
| Lamp Tested Power(W): 2.736 | Lamp Tested Voltage(V): 12.3 |
| Lamp Tested Current(A): 0.222 | Lamp Tested PF: |
| Lamp Size(W*L*H): 0.120*0.304*0.060 | |
| Luminaire Speciality | |
| Luminaire Lumens(lm): 119.155 | Beam Angle(10%Imax): 103.2 |
| Luminaire Efficiency: 26.60% | Left=-50.7 Right=52.5 |
| Luminaire EER(lm/W): 43.551 | Field Angle(10%Imax): 119.5 |
| Muximum Cand.(cd): 53.978 | Spacing Criteria S/MH(C0_180): 1.240 |
| Max Cd. Angle(°): C=180.0 γ =4.0 | Spacing Criteria S/MH(C90_270): 1.208 |
| Downward Lumens(lm): 119.155 | CIE Type: Semi-Direct |
| Upward Lumens(lm): 0.000 | ErP ϕ use(120deg): 112.153lm |
| Downward Total Efficiency%: 100.00 | IRF(%): 115.442 |
| Upward Total Efficiency%: 0.00 | |

IES Indoor Report

Photometric Filename: TT-3528-L600-3000K-1-NO LENS.IES

2D Light Intensity Distribution Curve

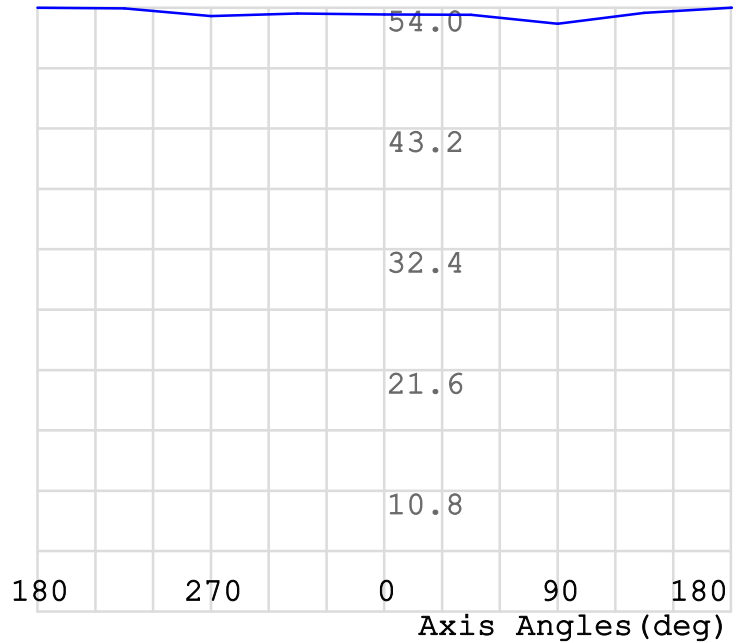
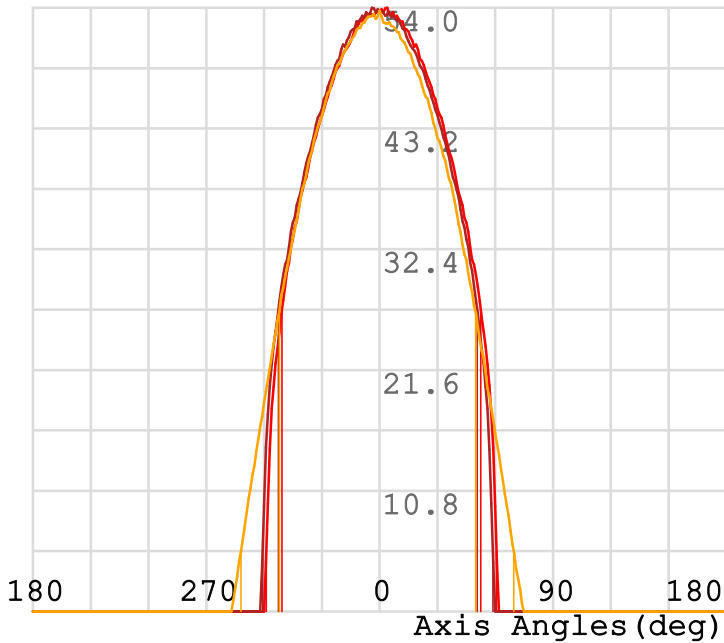
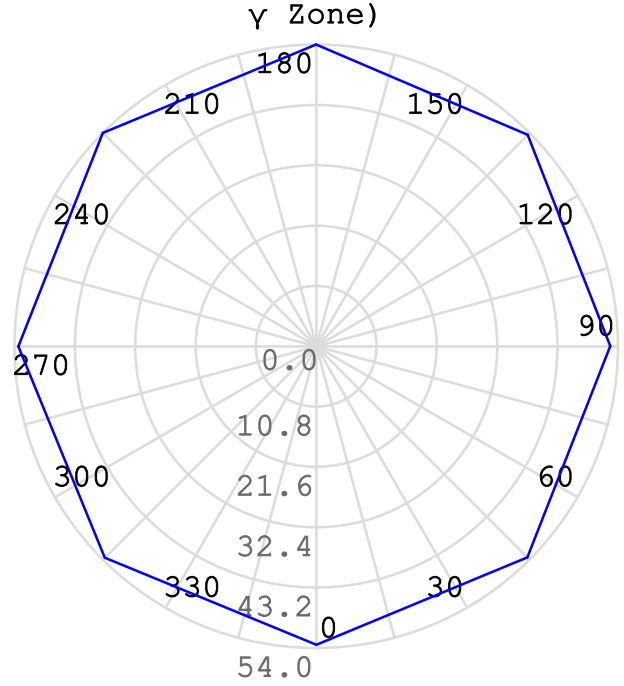
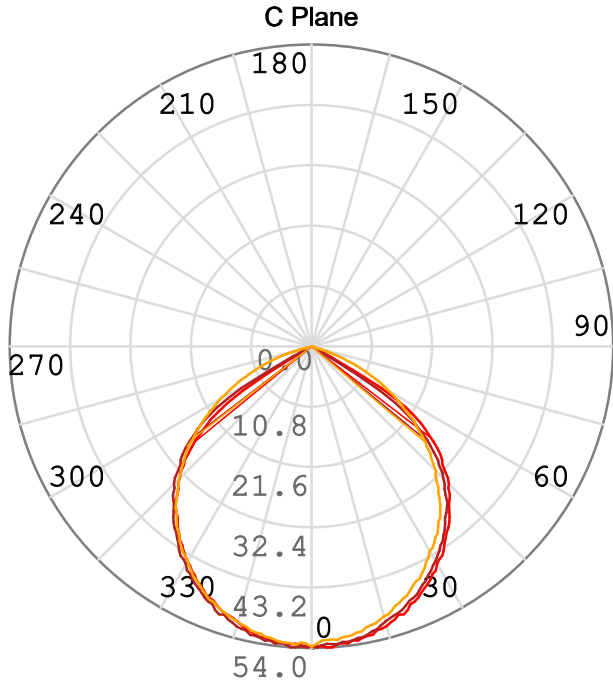
Plane [50%Ang.] [10%Ang.]

C180.0: 103.2 119.5

C0.0: 103.2 119.5

C90.0: 101.8 141.7

Polar Graph

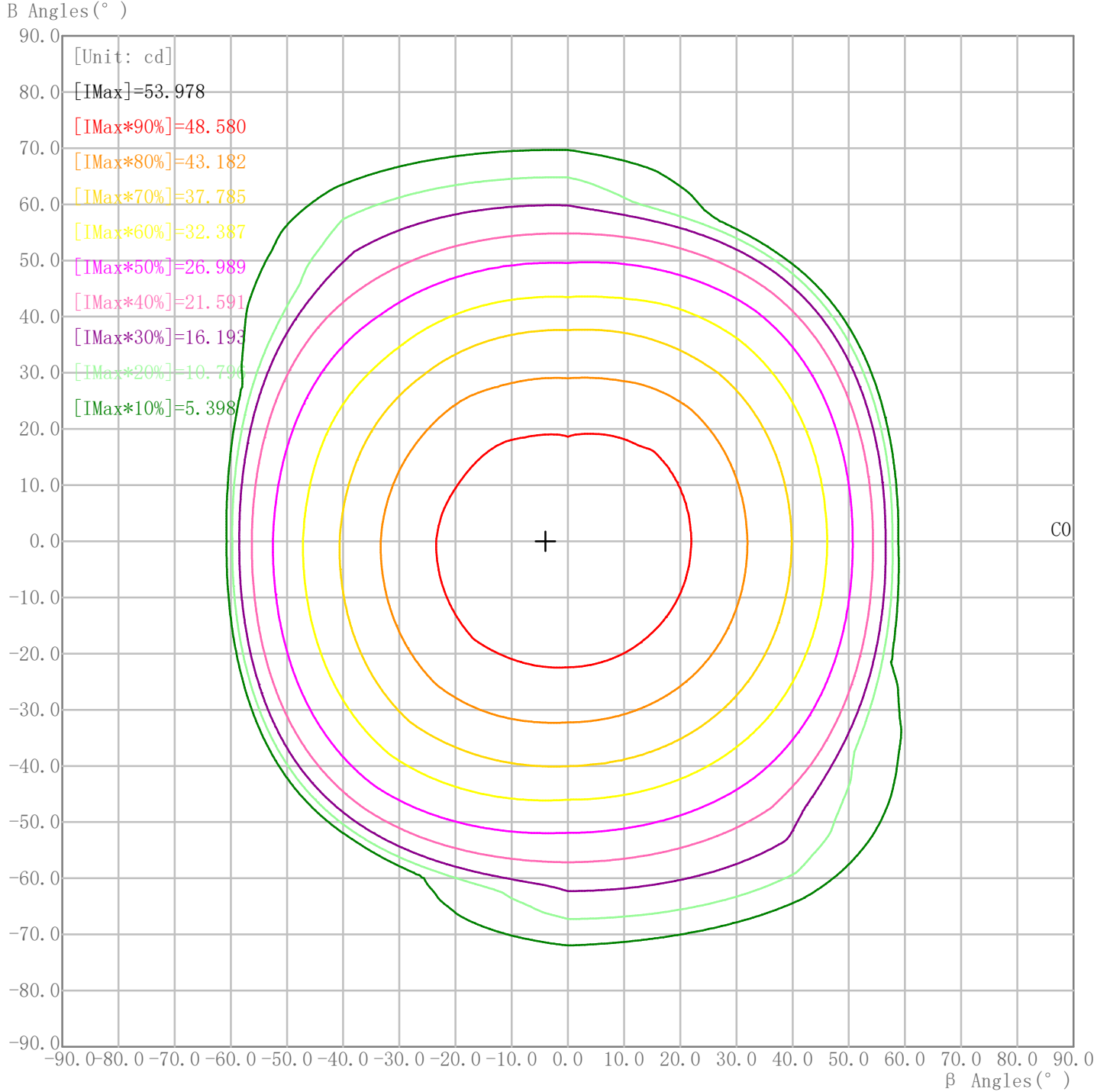


C Plane: C180.0_360.0 ——— C0.0_180.0 ——— C90.0_270.0 ———
 γ Cone: γ4.0 ———

IES Indoor Report

Photometric Filename: TT-3528-L600-3000K-1-NO LENS.IES

Rectangle ISO Light Intensity Curve



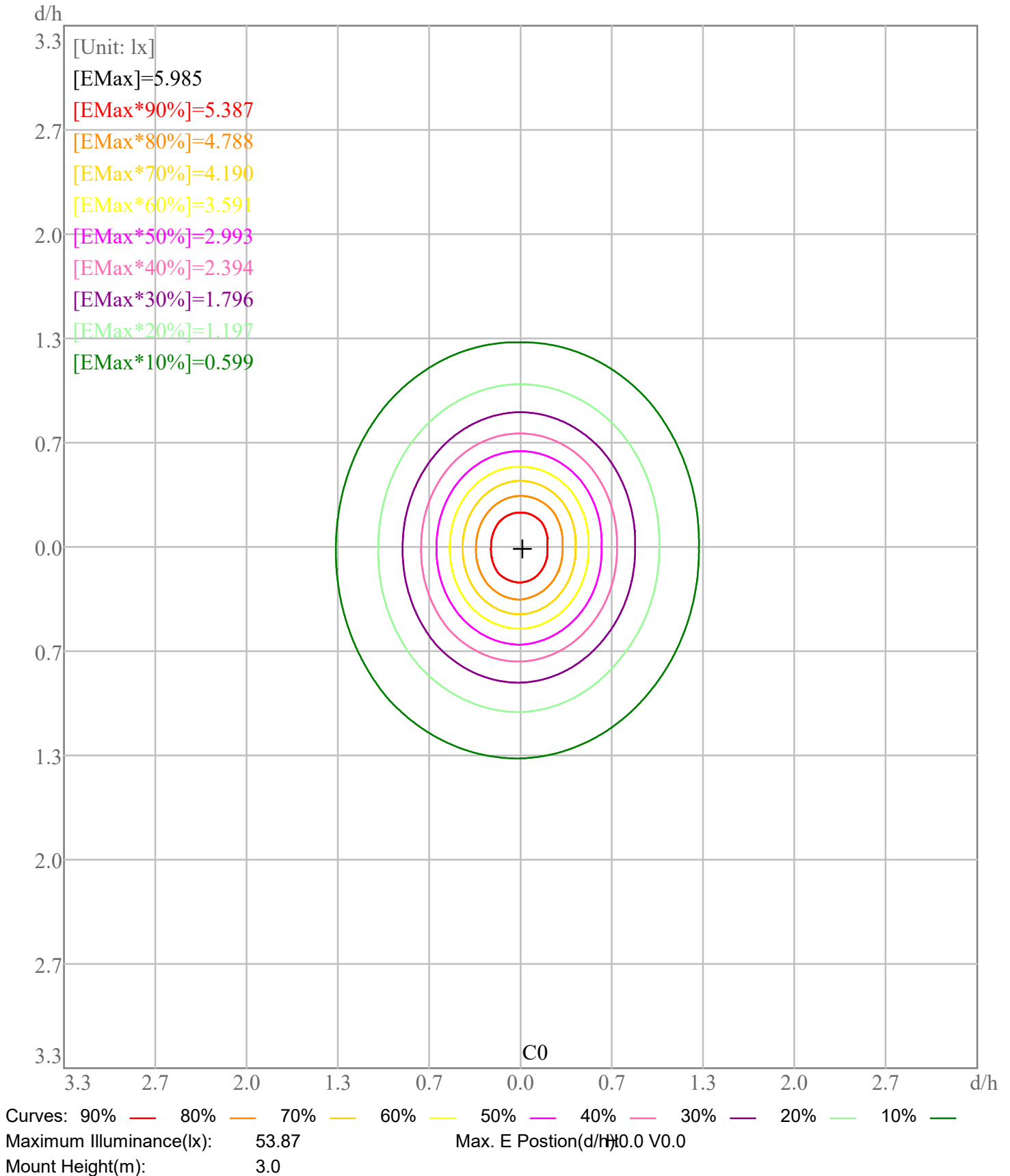
Curves: 90% — 80% — 70% — 60% — 50% — 40% — 30% — 20% — 10% —

Maximum Light Intensity(cd): 53.98 Maximum Cd. Angles: H-4.0 V0.0

IES Indoor Report

Photometric Filename: TT-3528-L600-3000K-1-NO LENS.IES

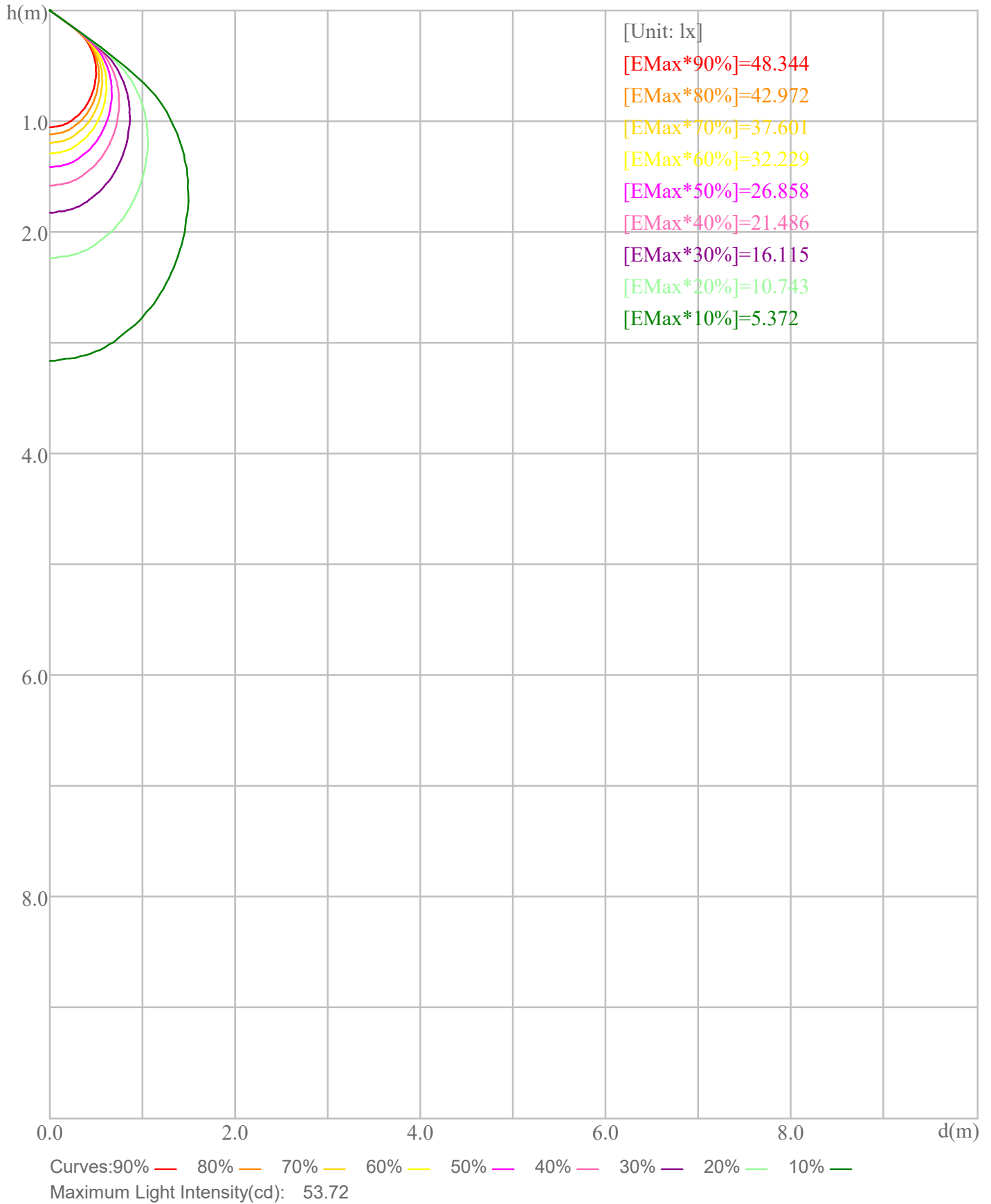
Plane ISO-Illuminance Curve



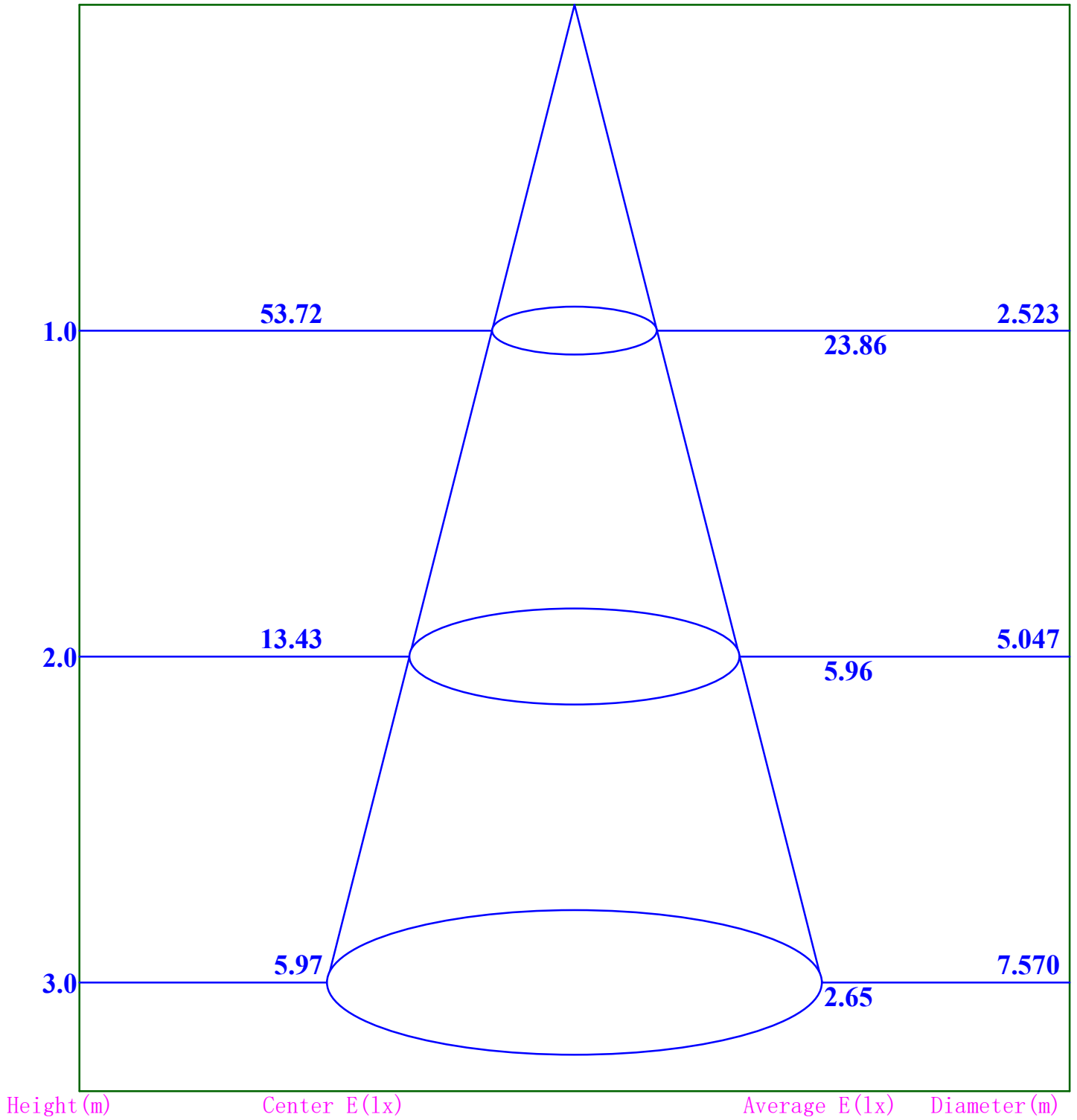
IES Indoor Report

Photometric Filename: TT-3528-L600-3000K-1-NO LENS.IES

Space ISO Illuminance Curve



Illuminance-Distance Curve



Beam Angle:103.2

IES Indoor Report

Photometric Filename:TT-3528-L600-3000K-1-NO LENS.IES

Indoor Luminance Limiting Curve

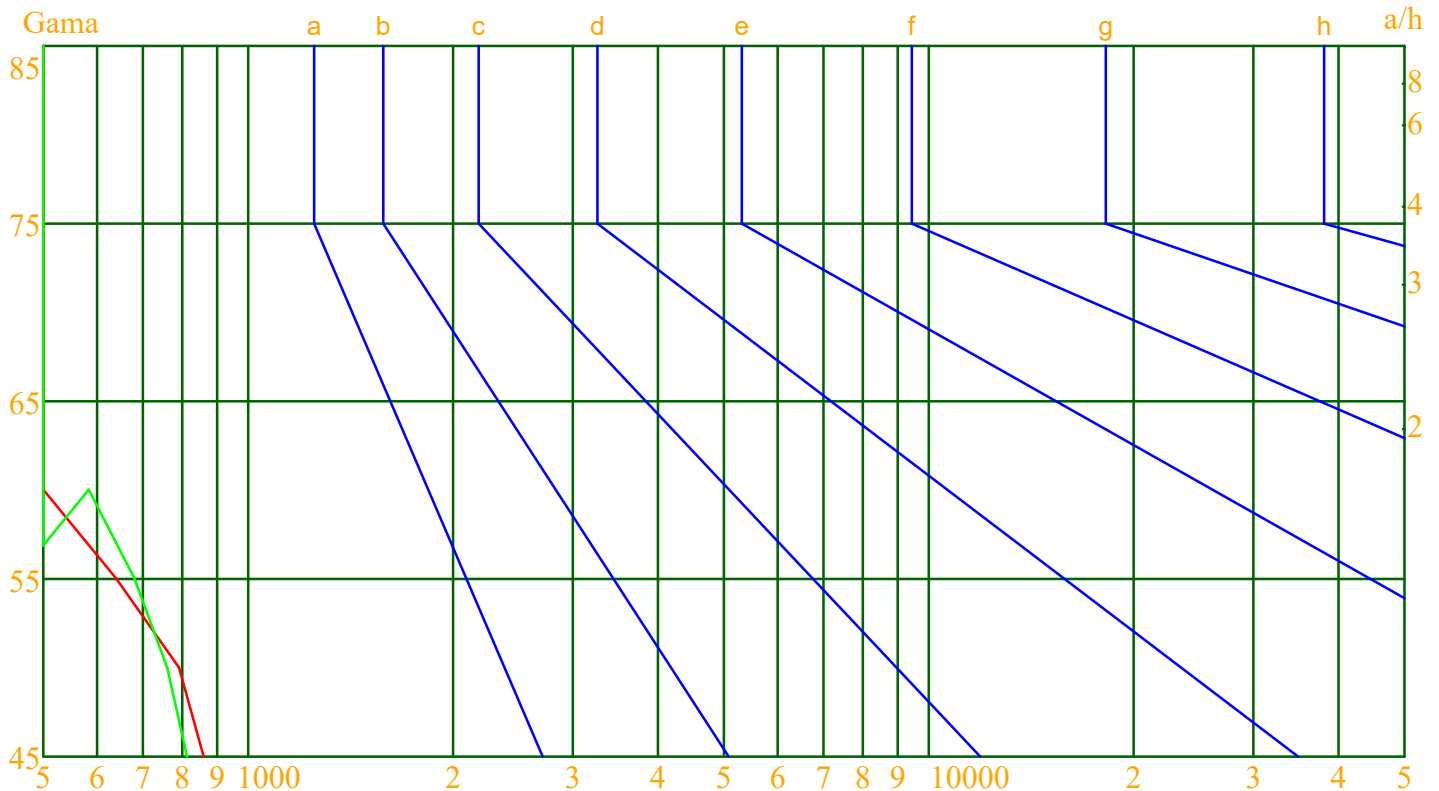
Glare Grade Table

| GI | Quality | Using Illuminance | | | | | | | |
|------|---------|-------------------|------|------|-------|-------|-------|-------|-------|
| | | a | b | c | d | e | f | g | h |
| 1.15 | A | 2000 | 1000 | 500 | <=300 | | | | |
| 1.5 | B | | 2000 | 1000 | 500 | <=300 | | | |
| 1.85 | C | | | 2000 | 1000 | 500 | <=300 | | |
| 2.2 | D | | | | 2000 | 1000 | 500 | <=300 | |
| 2.55 | E | | | | | 2000 | 1000 | 500 | <=300 |
| | | a | b | c | d | e | f | g | h |

Luminance Table

| Gama(deg) | 45 | 50 | 55 | 60 | 65 | 70 | 75 | 80 | 85 |
|-----------|-----|-----|-----|-----|-----|-----|----|----|----|
| C0 | 860 | 791 | 640 | 0 | 0 | 0 | 0 | 0 | 0 |
| C90 | 813 | 760 | 681 | 583 | 456 | 272 | 0 | 0 | 0 |

Luminance Limiting Curve

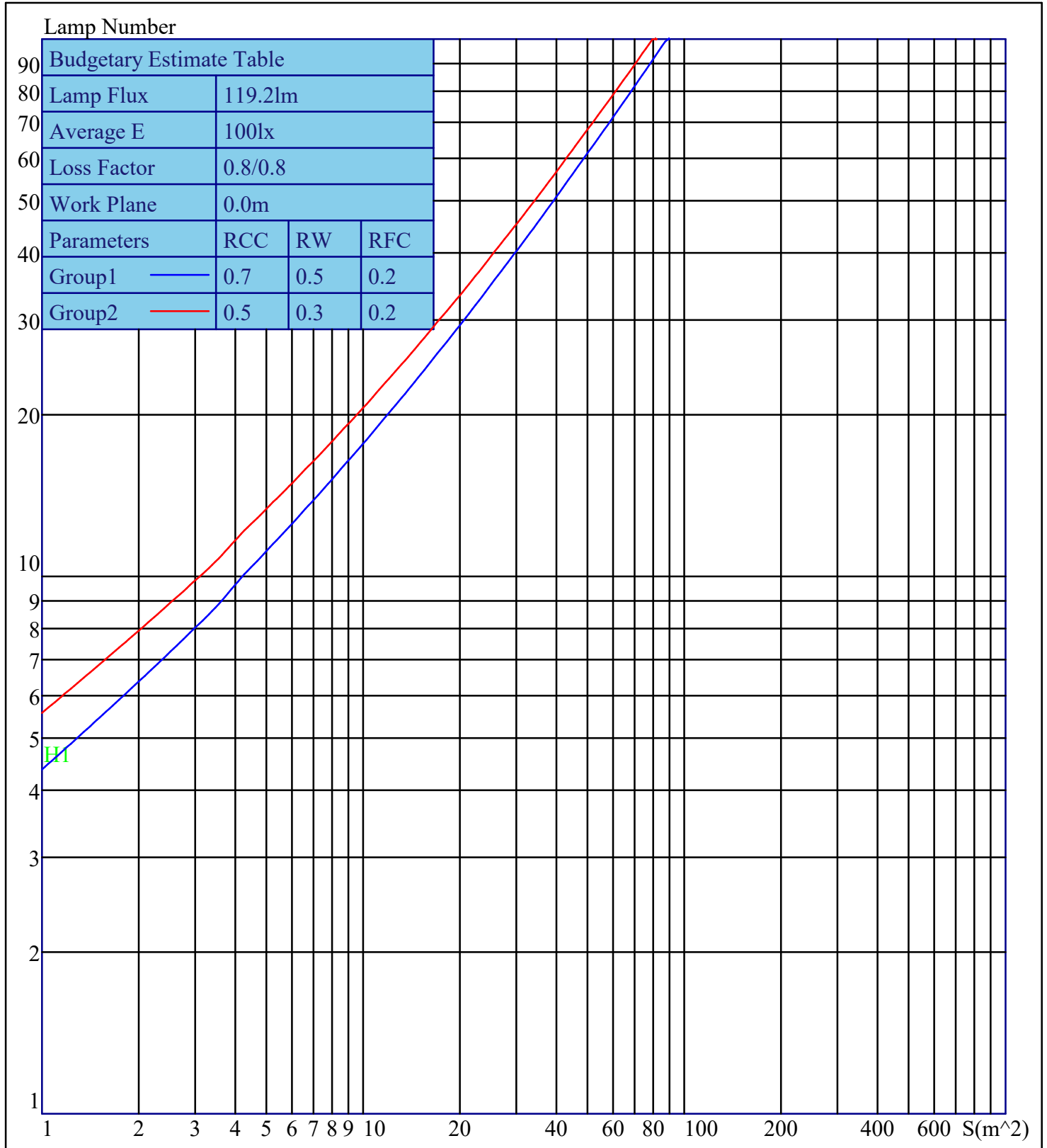


Luminous Size: Length(m)=0.304 Width(m)=0.120 Height(m)=0.060 Area(m²)=0.054720
 Luminous Type: Without Luminous Side
 Luminous Curves: C0-C180 Color: — C90-C270 Color: —

IES Indoor Report

Photometric Filename: TT-3528-L600-3000K-1-NO LENS.IES

Indoor Budgetary Estimate Table



Parameters1: Rhocc = 0.7 Rhow = 0.5 Rhofc = 0.2 LLF = 0.8
 Parameters2: Rhocc = 0.5 Rhow = 0.3 Rhofc = 0.2 LLF = 0.8
 Average Illuminance(lx): 100 Cavity Height: H1(m) = 2