

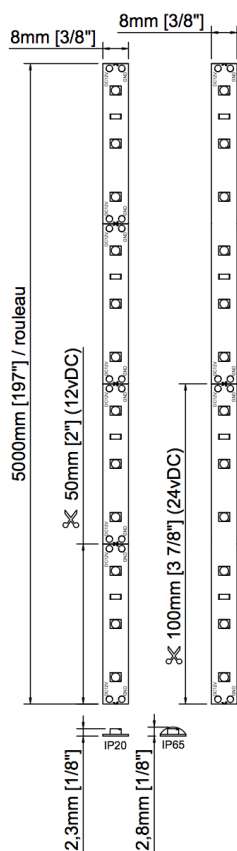
# TITANIUM

TECHNOLOGIE

TT-3528-L300



- Ruban DEL SMD3528 en rouleau de 5 mètres.



Tension	12vDC	24vDC
DEL/m	60 / m	
Puissance	5,8w / m 1,77w / pied 29w / rouleau	
Ampérage	0,49A / m 0,15A / pied 2,42A / rouleau	0,25A / m 0,07A / pied 1,21A / rouleau
Lumens	27K - 38 lm / pied 30K - 45 lm / pied 35K - 51 lm / pied 40K - 37 lm / pied 60K - 35 lm / pied	28 lm / w 32 lm / w 35 lm / w 28 lm / w 25 lm / w
IRC (RA)	90	
Angle	120°	
Dimension	IP20	10mm x 2,3mm x 5000mm $\frac{3}{8}$ " x $\frac{1}{8}$ " x 196 $\frac{7}{8}$ "
	IP65	10mm x 2,8mm x 5000mm $\frac{3}{8}$ " x $\frac{1}{8}$ " x 196 $\frac{7}{8}$ "
	IP67	13mm x 5mm x 5000mm $\frac{1}{2}$ " x $\frac{3}{16}$ " x 196 $\frac{7}{8}$ "
Ligne de coupe	50 mm 2"	100 mm 4"
Finition	Blanc	
Gradable	Oui	
Couleur DEL	<b>27K</b> - Blanc chaud 2700K <b>30K</b> - Blanc chaud 3000K <b>35K</b> - Blanc neutre 3500K <b>40K</b> - Blanc neutre 4000K <b>60K</b> - Blanc froid 6000K <b>R</b> - Rouge <b>G</b> - Vert <b>B</b> - Bleu <b>A</b> - Ambre	
Temp. fonctionnement	-40°C ~ 70°C	
IP	<b>20, 65, 67</b>	

## CODE PRODUIT

TT	SMD	DEL PAR ROULEAU	IP	COULEUR DEL	TENSION
TT	3528	L300	20	27K	24V
TT	3528	L300			

# IES Indoor Report

Photometric Filename:TT-3528-L300-2700K-1-NO LENS.IES

## Indoor Luminaire Photometric Data

### Description Information

Luminaire Name: TT-3528-L300-2700k-1-no lens	Luminaire Catalog:	Test ID:
Lamp Name: TT-3528-L300-2700k-1-no lens	Lamp Catalog: 2216	Test Date: 2021/03/18
Manufacture: TITANIUM TECHNOLOGIE	ShieldingAngle(°):	Test Machine: GON-2000
Test Lab:	Frequency(Hz):	Luminaire CCT(K):
Luminaire Size(W*L*H): 0.120*0.304*0.060	Lighting Area(m2): 0.055	Luminaire Weight(kg): 0.100
Test System: C, $\gamma$	Test Step: C=45.0 $\gamma$ =1.0	Temperature(°C): 25
		Humidity(%):

### Character Parameter

Lamp Speciality Parameter	
Lamp Rated Lumens(lm): 448.000	Lamp Number in Luminaire: 1
Lamp Norminal Power(W):	Lamp Rated Voltage(V):
Lamp Tested Power(W): 1.354	Lamp Tested Voltage(V): 12.3
Lamp Tested Current(A): 0.110	Lamp Tested PF:
Lamp Size(W*L*H): 0.120*0.304*0.060	
Luminaire Speciality	
Luminaire Lumens(lm): 37.925	Beam Angle(10%Imax): 88.2
Luminaire Efficiency: 8.47%	Left=-42.1 Right=46.2
Luminaire EER(lm/W): 28.010	Field Angle(10%Imax): 119.5
Muximum Cand.(cd): 22.142	Spacing Criteria S/MH(C0_180): 1.144
Max Cd. Angle(°): C=270.0 $\gamma$ =8.0	Spacing Criteria S/MH(C90_270): 1.162
Downward Lumens(lm): 37.925	CIE Type: Semi-Direct
Upward Lumens(lm): 0.000	ErP $\phi$ use(90deg): 29.917lm
Downward Total Efficiency%: 100.00	IRF(%): 140.155
Upward Total Efficiency%: 0.00	

# IES Indoor Report

Photometric Filename: TT-3528-L300-2700K-1-NO LENS.IES

## 2D Light Intensity Distribution Curve

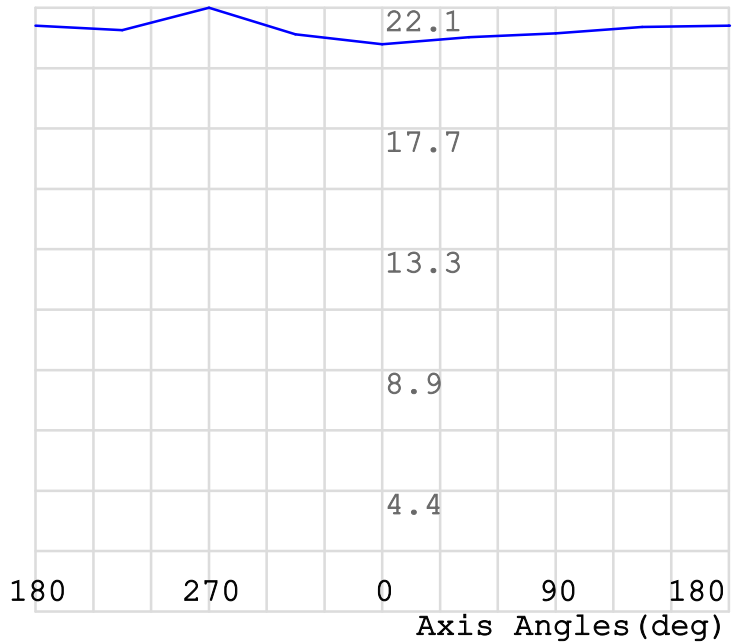
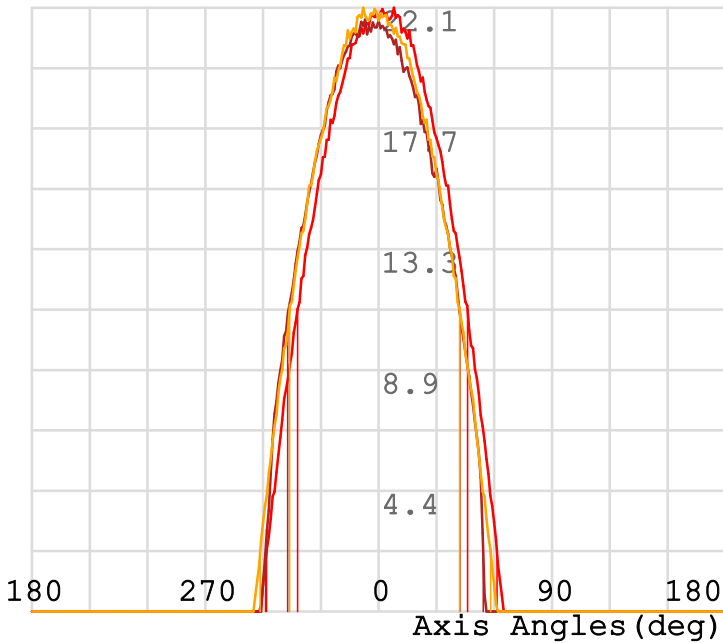
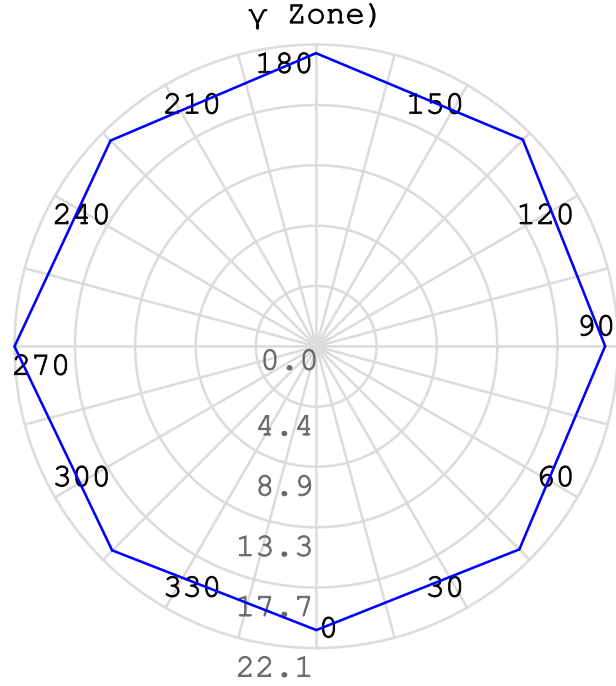
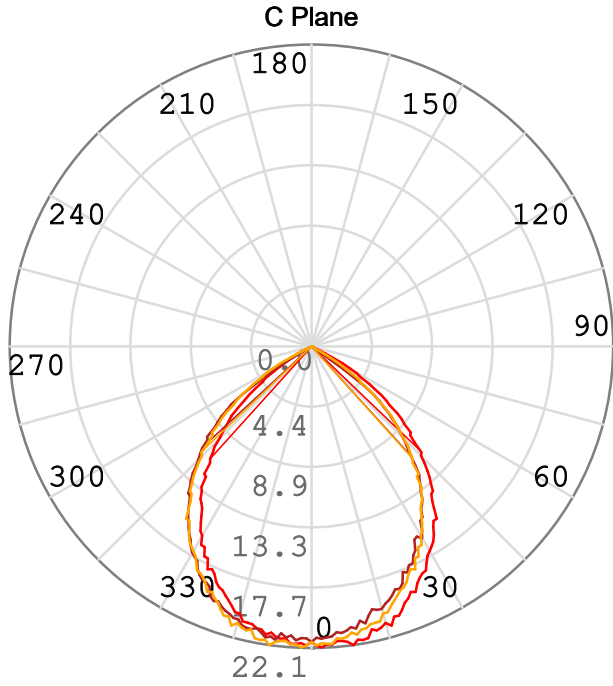
Plane [50%Ang.] [10%Ang.]

C270.0: 88.2 119.5

C0.0: 89.4 113.0

C90.0: 88.2 119.5

Polar Graph



C Plane: C270.0\_90.0 ——— C0.0\_180.0 ———

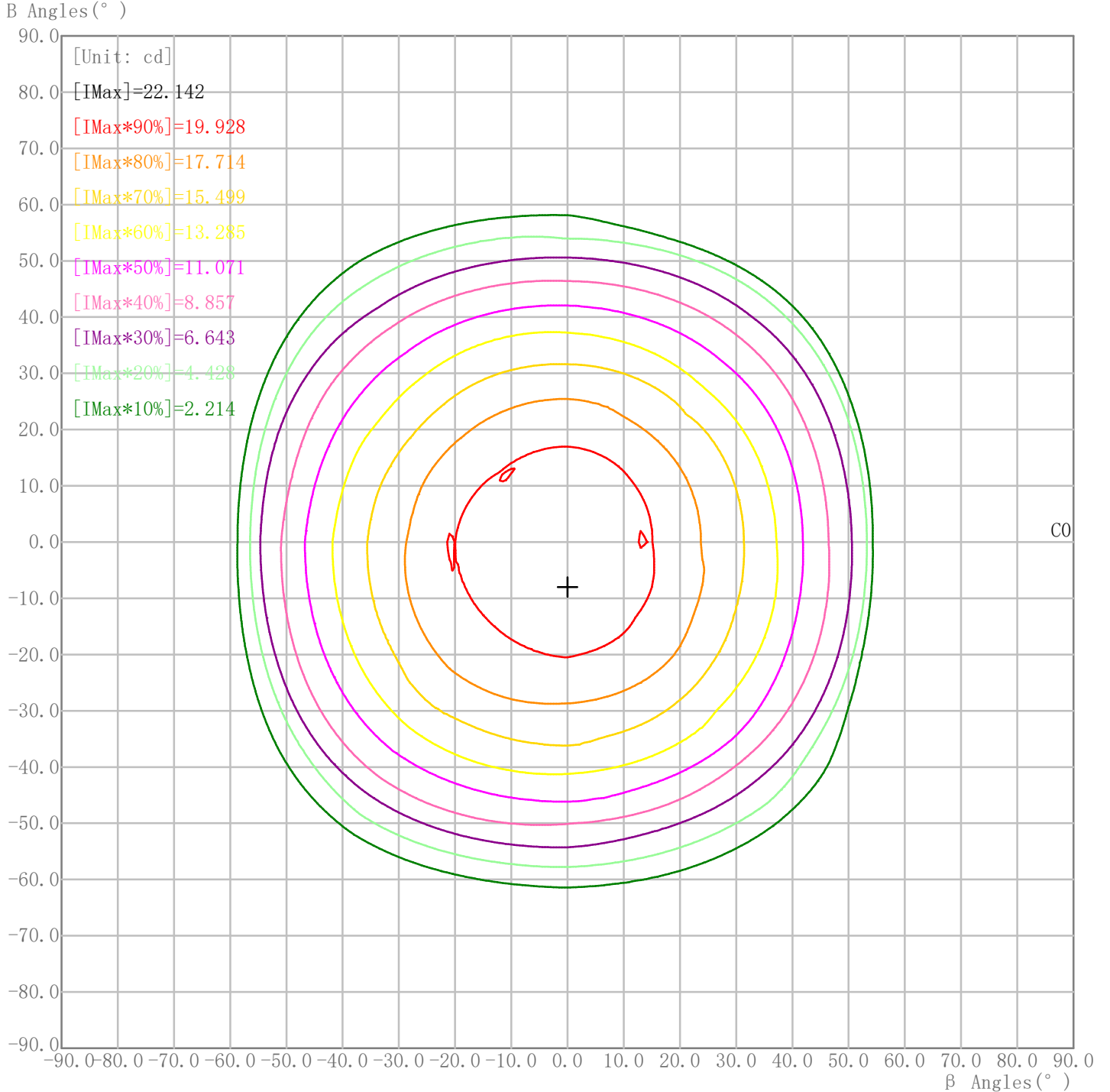
γ Cone: γ8.0 ———

C90.0\_270.0 ———

# IES Indoor Report

Photometric Filename: TT-3528-L300-2700K-1-NO LENS.IES

## Rectangle ISO Light Intensity Curve



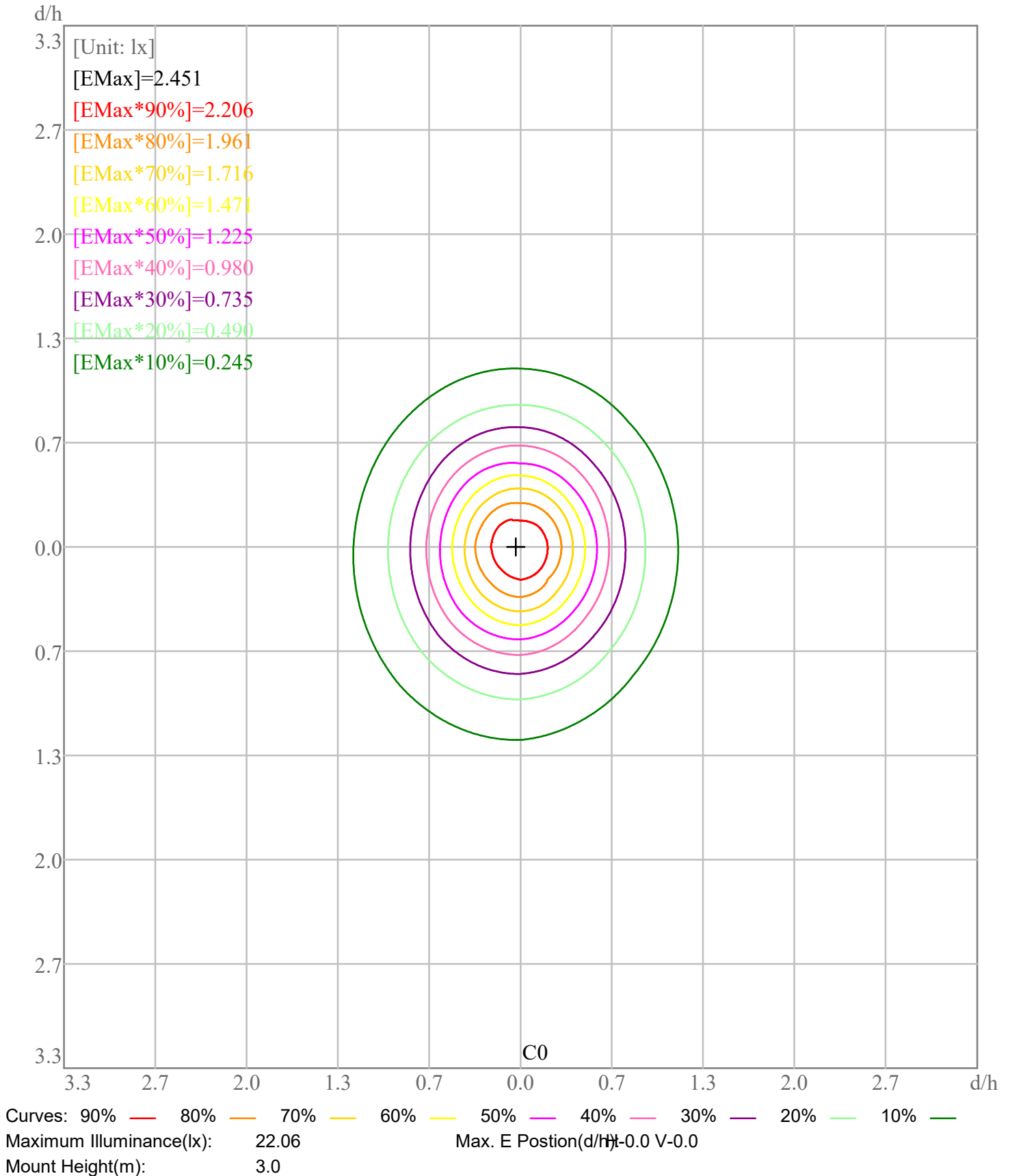
Curves: 90% — 80% — 70% — 60% — 50% — 40% — 30% — 20% — 10% —

Maximum Light Intensity(cd): 22.14 Maximum Cd. Angles: H-0.0 V-8.0

# IES Indoor Report

Photometric Filename: TT-3528-L300-2700K-1-NO LENS.IES

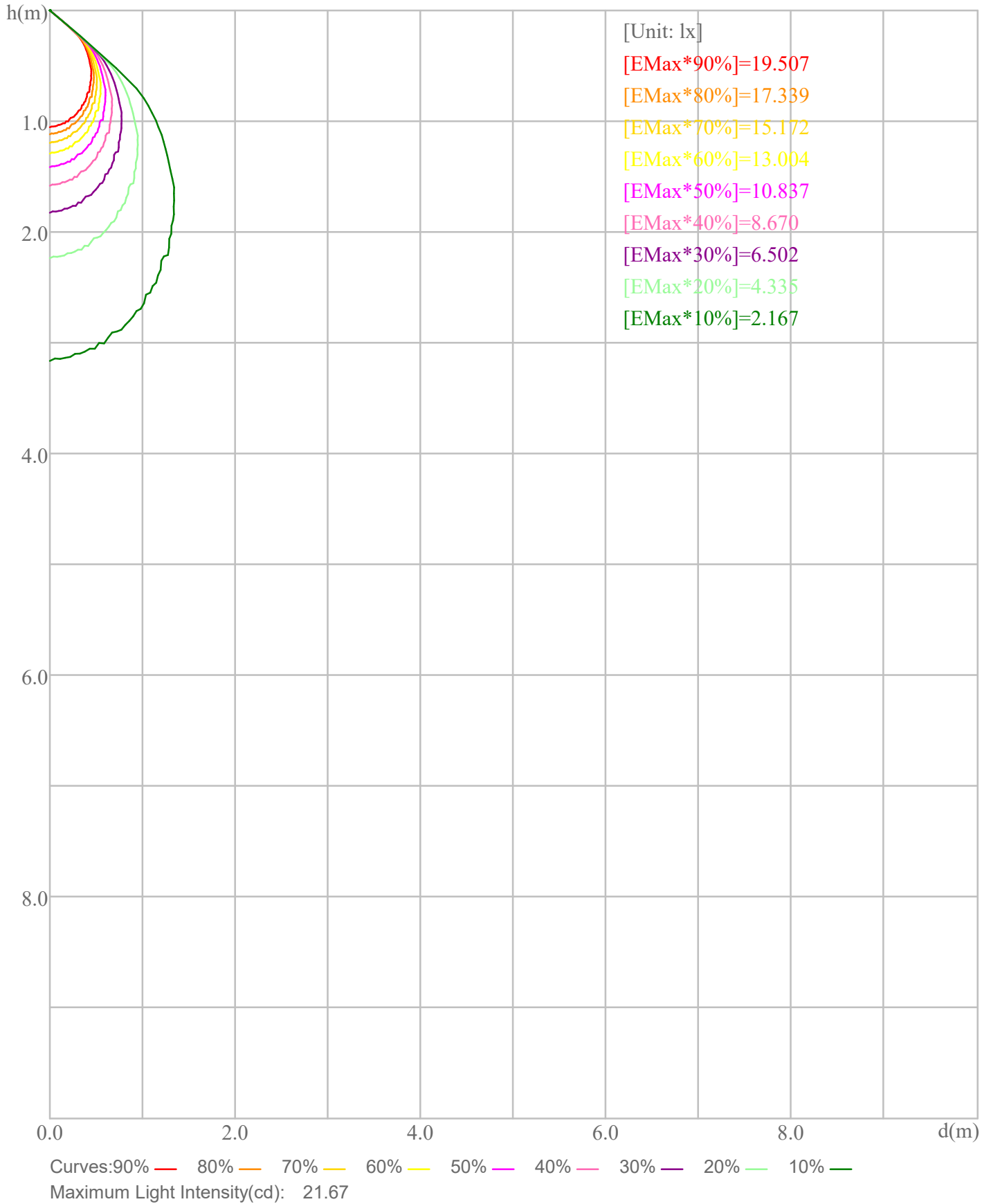
## Plane ISO-Illuminance Curve



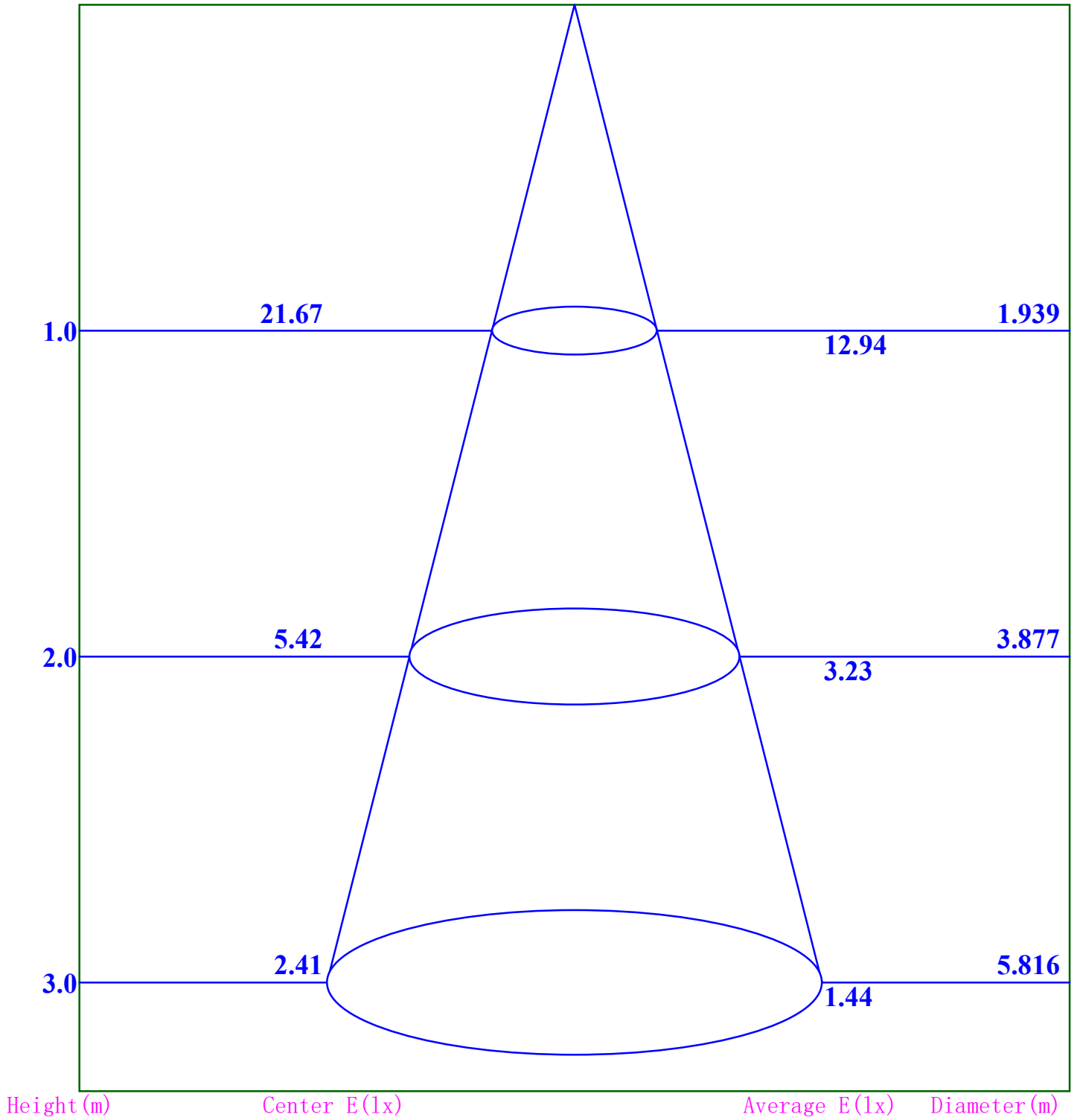
# IES Indoor Report

Photometric Filename:TT-3528-L300-2700K-1-NO LENS.IES

## Space ISO Illuminance Curve



Illuminance-Distance Curve



**Beam Angle:88.2**

# IES Indoor Report

Photometric Filename:TT-3528-L300-2700K-1-NO LENS.IES

## Indoor Luminance Limiting Curve

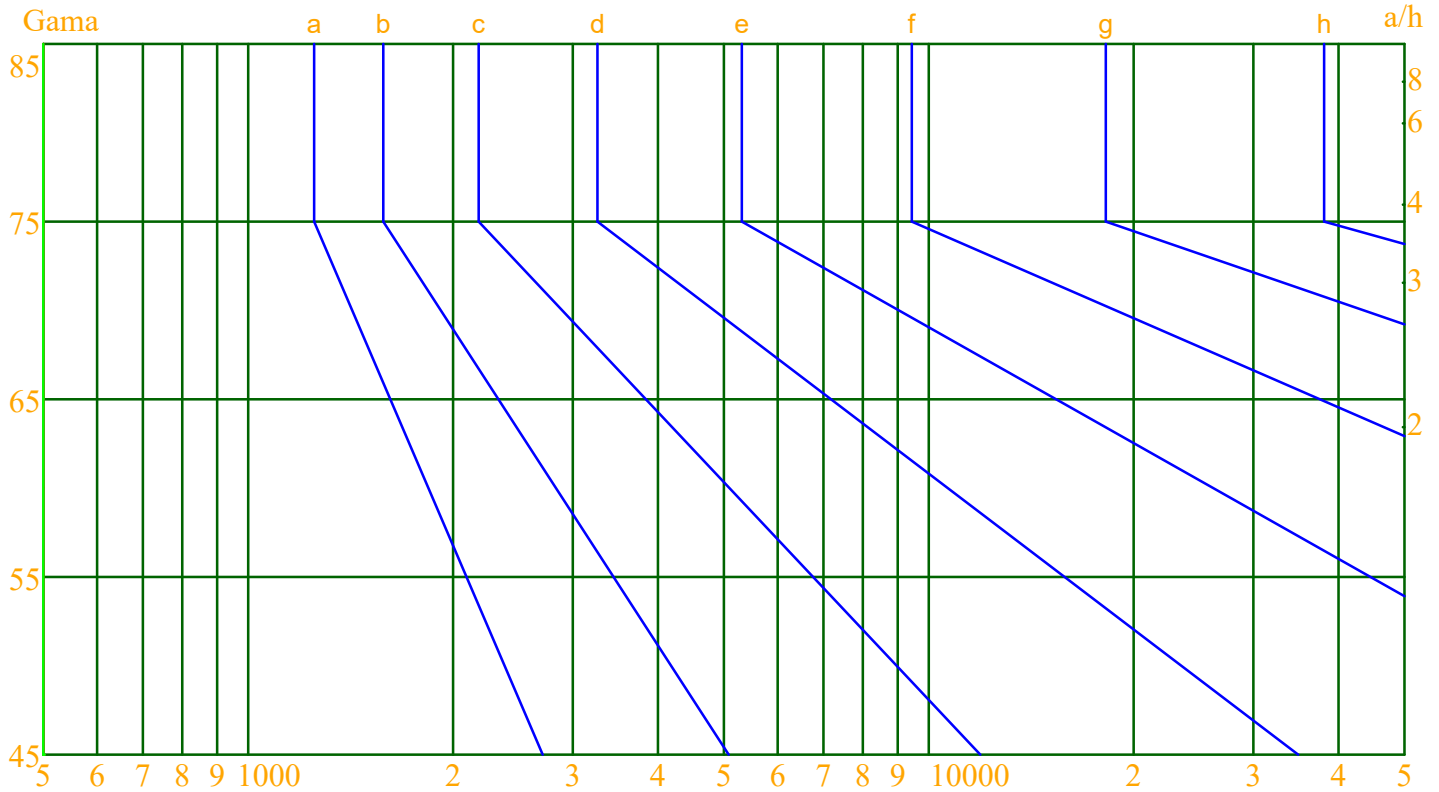
Glare Grade Table

GI	Quality	Using Illuminance							
		a	b	c	d	e	f	g	h
1.15	A	2000	1000	500	<=300				
1.5	B		2000	1000	500	<=300			
1.85	C			2000	1000	500	<=300		
2.2	D				2000	1000	500	<=300	
2.55	E					2000	1000	500	<=300
		a	b	c	d	e	f	g	h

Luminance Table

Gama(deg)	45	50	55	60	65	70	75	80	85
C0	246	198	19	0	0	0	0	0	0
C90	245	200	134	35	0	0	0	0	0

Luminance Limiting Curve



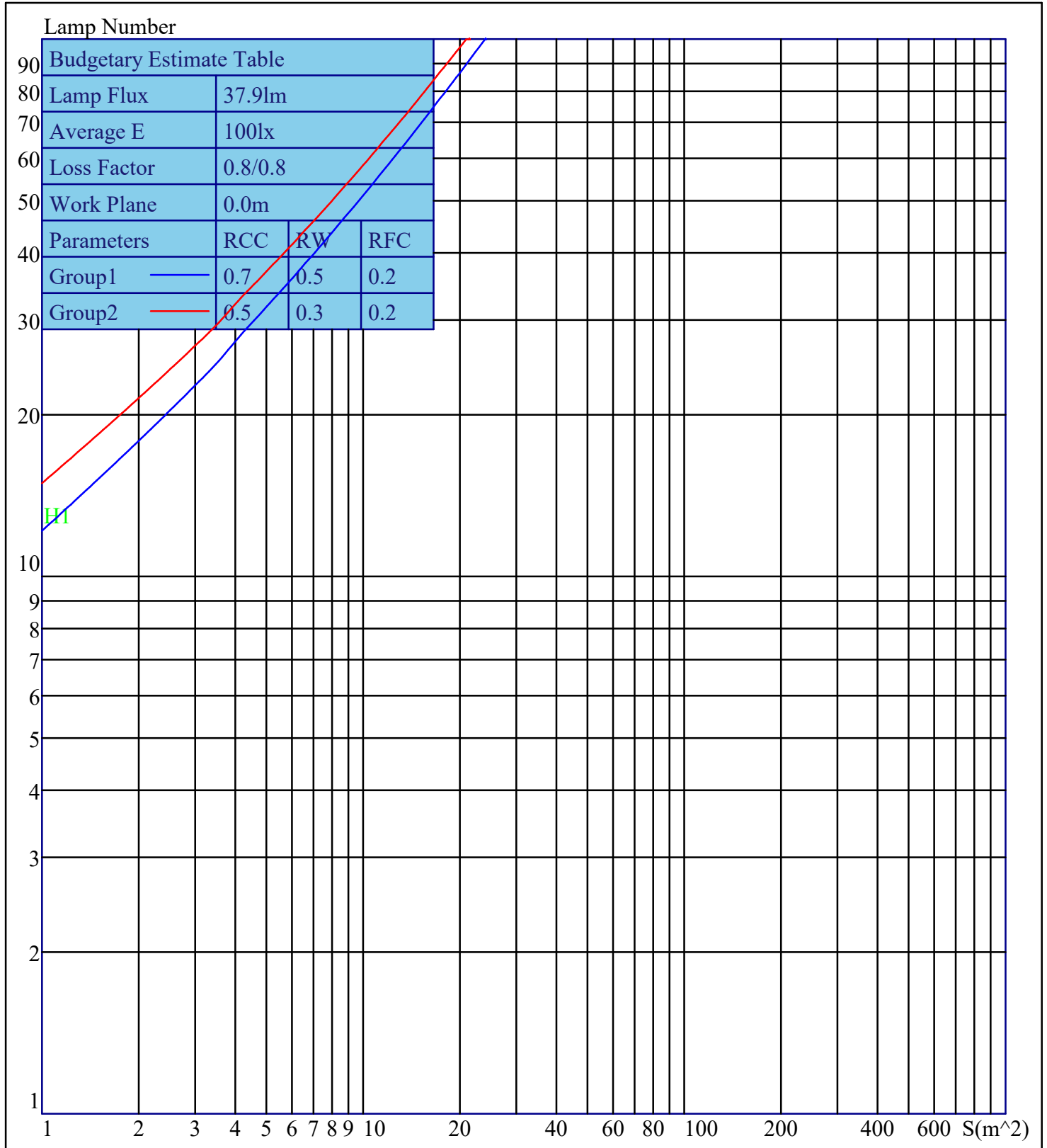
Luminous Size: Length(m)=0.304    Width(m)=0.120    Height(m)=0.060    Area(m<sup>2</sup>)=0.054720  
 Luminous Type: Without Luminous Side  
 Luminous Curves: C0-C180 Color: —    C90-C270 Color: —



# IES Indoor Report

Photometric Filename: TT-3528-L300-2700K-1-NO LENS.IES

## Indoor Budgetary Estimate Table



Parameters1: Rhocc = 0.7 Rhow = 0.5 Rhofc = 0.2 LLF = 0.8  
 Parameters2: Rhocc = 0.5 Rhow = 0.3 Rhofc = 0.2 LLF = 0.8  
 Average Illuminance(lx): 100 Cavity Height: H1(m) = 2