

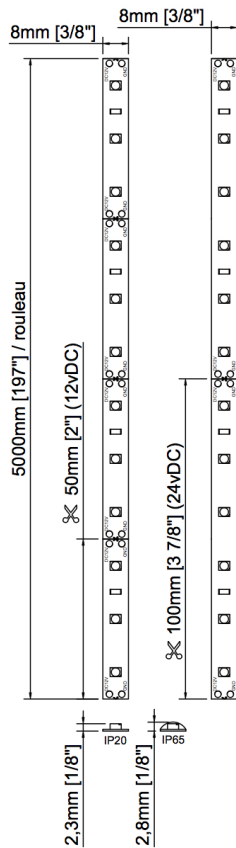
# TITANIUM

## TECHNOLOGY

TT-3528-L300



- 5m roll of SMD3528 LED Strip in 5 meter roll.



Voltage	12vDC	24vDC
LED/m	60 / m	
Power	5,8w / m 1,77w / feet 29w / roll	
Amperage	0,49A / m 0,15A / feet 2,42A / roll	0,25A / m 0,07A / feet 1,21A / roll
Lumen	27K - 38 lm / feet 30K - 45 lm / feet 35K - 51 lm / feet 40K - 37 lm / feet 60K - 35 lm / feet	28 lm / w 32 lm / w 35 lm / w 28 lm / w 25 lm / w
CRI (RA)	90	
Angle	120°	
Size	IP20	10mm x 2,3mm x 5000mm 3/8" x 1/8" x 196 7/8"
	IP65	10mm x 2,8mm x 5000mm 3/8" x 1/8" x 196 7/8"
	IP67	13mm x 5mm x 5000mm 1/2" x 3/16" x 196 7/8"
Cut line	50 mm 2"	100 mm 4"
Finish	White	
Dimmable	Yes	
LED Colour	<b>27K</b> - Warm white 2700K <b>30K</b> - Warm white 3000K <b>35K</b> - Neutral white 3500K <b>40K</b> - Neutral white 4000K <b>60K</b> - Cold white 6000K <b>R</b> - Red <b>G</b> - Green <b>B</b> - Blue <b>A</b> - Amber	
Working temp.	-40°C ~ 70°C	
IP	<b>20, 65, 67</b>	

### PRODUCT CODE

TT	SMD	LED PER ROLL	IP	LED COLOR	VOLTAGE
TT	3528	L300	20	27K	24V
TT	3528	L300			

# IES Indoor Report

Photometric Filename:TT-3528-L300-3000K-3-Milky LENS.IES

## Indoor Luminaire Photometric Data

### Description Information

Luminaire Name: TT-3528-L300-3000k-3-Milky lens		Luminaire Catalog:	Test ID:
Lamp Name: TT-3528-L300-3000k-3-Milky lens		Lamp Catalog: 2216	Test Date: 2021/03/18
Manufacture: TITANIUM TECHNOLOGIE		ShieldingAngle(°):	Test Machine: GON-2000
Test Lab:		Frequency(Hz):	Luminaire CCT(K):
Luminaire Size(W*L*H): 0.120*0.304*0.060		Lighting Area(m2): 0.055	Luminaire Weight(kg): 0.100
Test System: C, $\gamma$	Test Step: C=45.0 $\gamma$ =1.0	Temperature(°C): 25	Humidity(%):

### Character Parameter

Lamp Speciality Parameter	
Lamp Rated Lumens(lm): 448.000	Lamp Number in Luminaire: 1
Lamp Norminal Power(W):	Lamp Rated Voltage(V):
Lamp Tested Power(W): 1.422	Lamp Tested Voltage(V): 12.3
Lamp Tested Current(A): 0.115	Lamp Tested PF:
Lamp Size(W*L*H): 0.120*0.304*0.060	
Luminaire Speciality	
Luminaire Lumens(lm): 3.581	Beam Angle(10%Imax): 56.8
Luminaire Efficiency: 0.80%	Left=-24.3 Right=32.5
Luminaire EER(lm/W): 2.518	Field Angle(10%Imax): 76.1
Muximum Cand.(cd): 5.380	Spacing Criteria S/MH(C0_180): 0.866
Max Cd. Angle(°): C=225.0 $\gamma$ =1.0	Spacing Criteria S/MH(C90_270): 0.770
Downward Lumens(lm): 3.581	CIE Type: Semi-Direct
Upward Lumens(lm): 0.000	ErP $\phi$ use(90deg): 3.702lm
Downward Total Efficiency%: 100.00	IRF(%): 364.143
Upward Total Efficiency%: 0.00	

# IES Indoor Report

Photometric Filename: TT-3528-L300-3000K-3-Milky LENS.IES

## 2D Light Intensity Distribution Curve

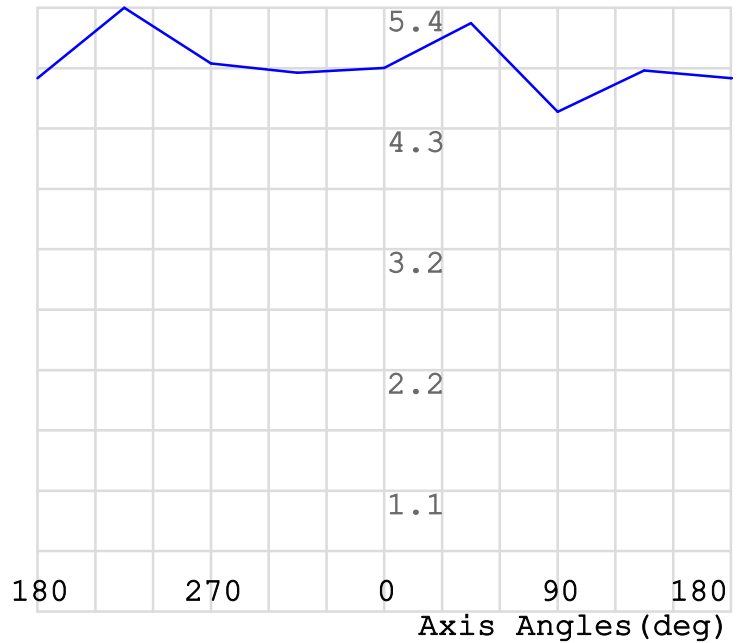
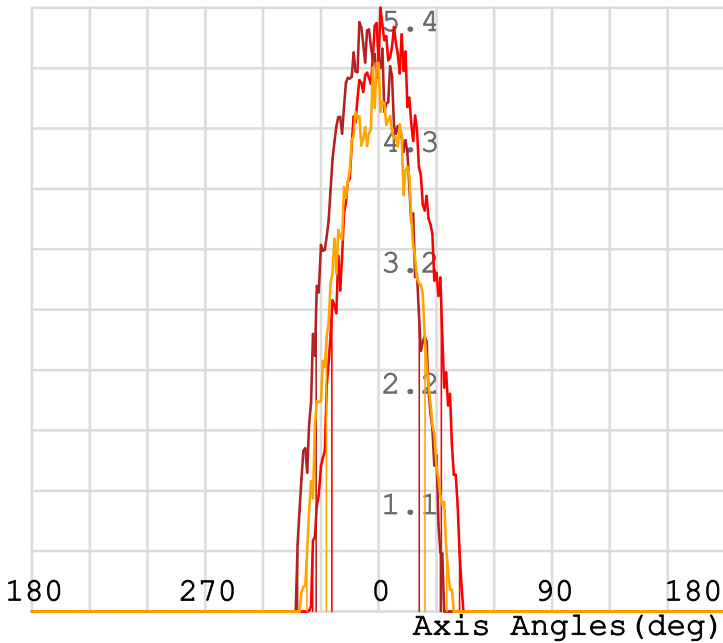
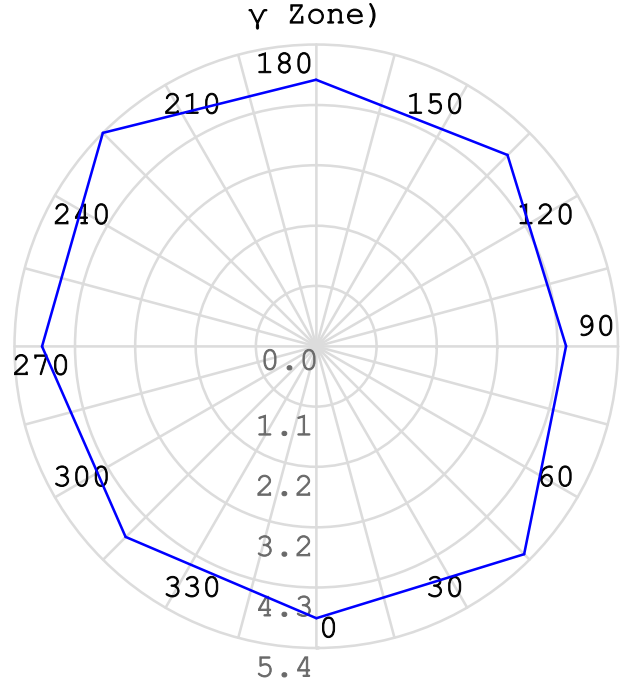
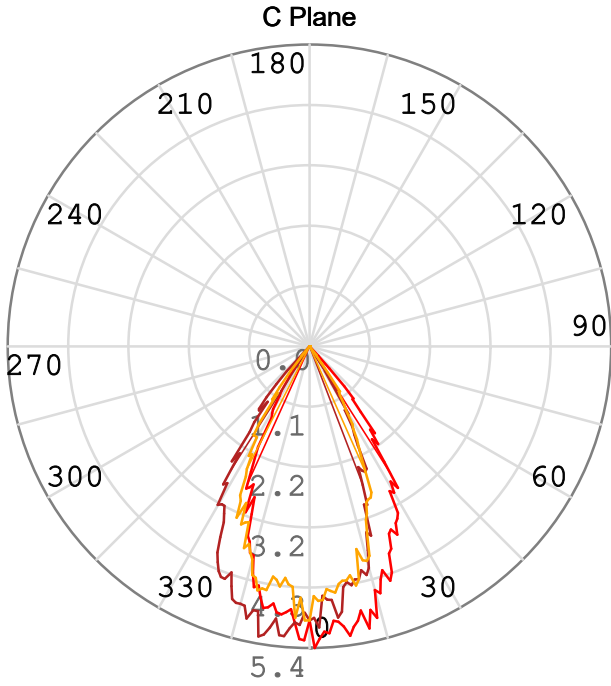
Plane [50%Ang.] [10%Ang.]

C225.0: 56.8 76.1

C0.0: 53.5 74.1

C90.0: 51.1 72.6

Polar Graph

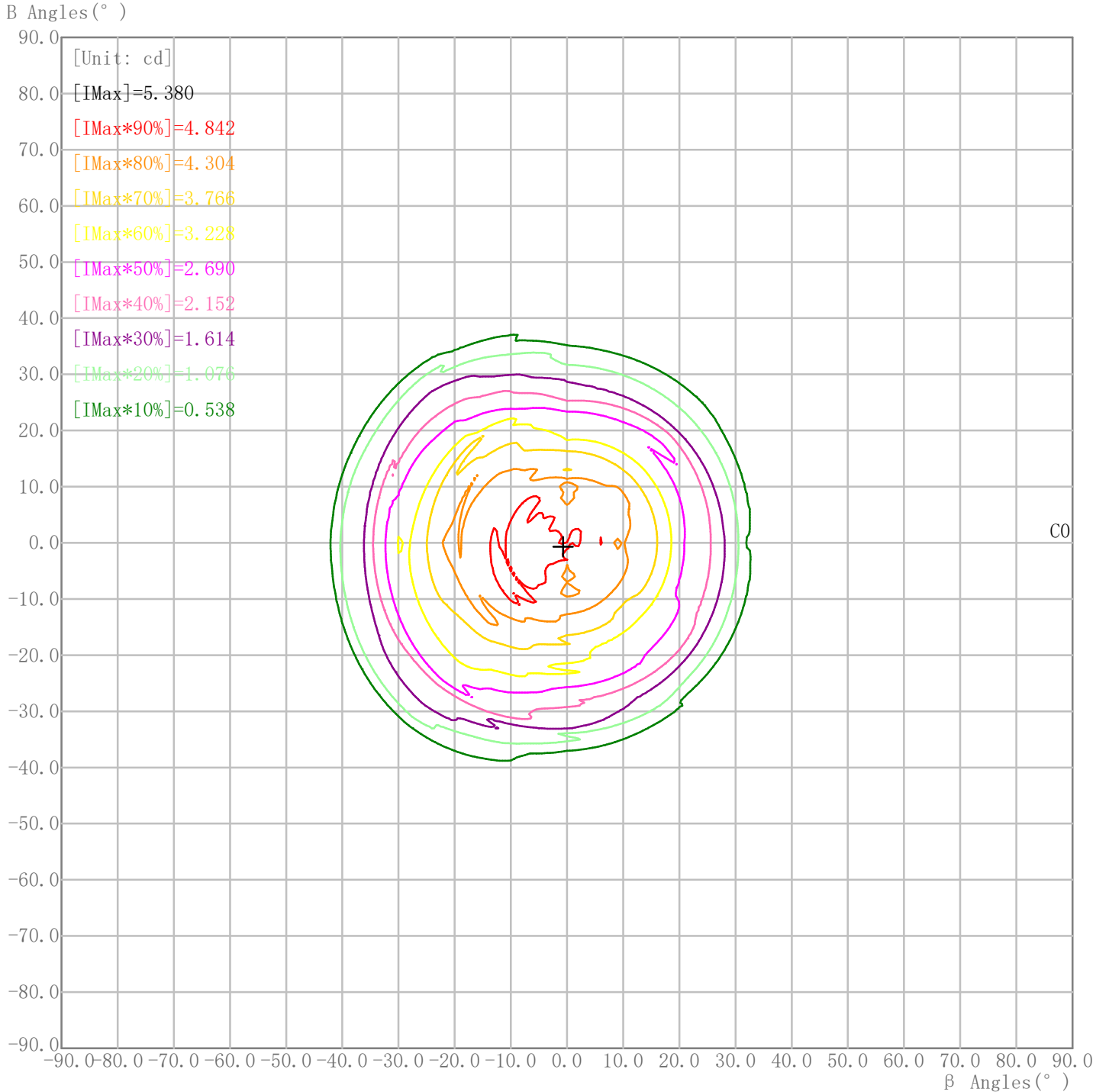


C Plane: C225.0\_45.0 — C0.0\_180.0 — C90.0\_270.0 —  
 γ Cone: γ1.0 —

# IES Indoor Report

Photometric Filename: TT-3528-L300-3000K-3-Milky LENS.IES

## Rectangle ISO Light Intensity Curve



Curves: 90% — 80% — 70% — 60% — 50% — 40% — 30% — 20% — 10% —

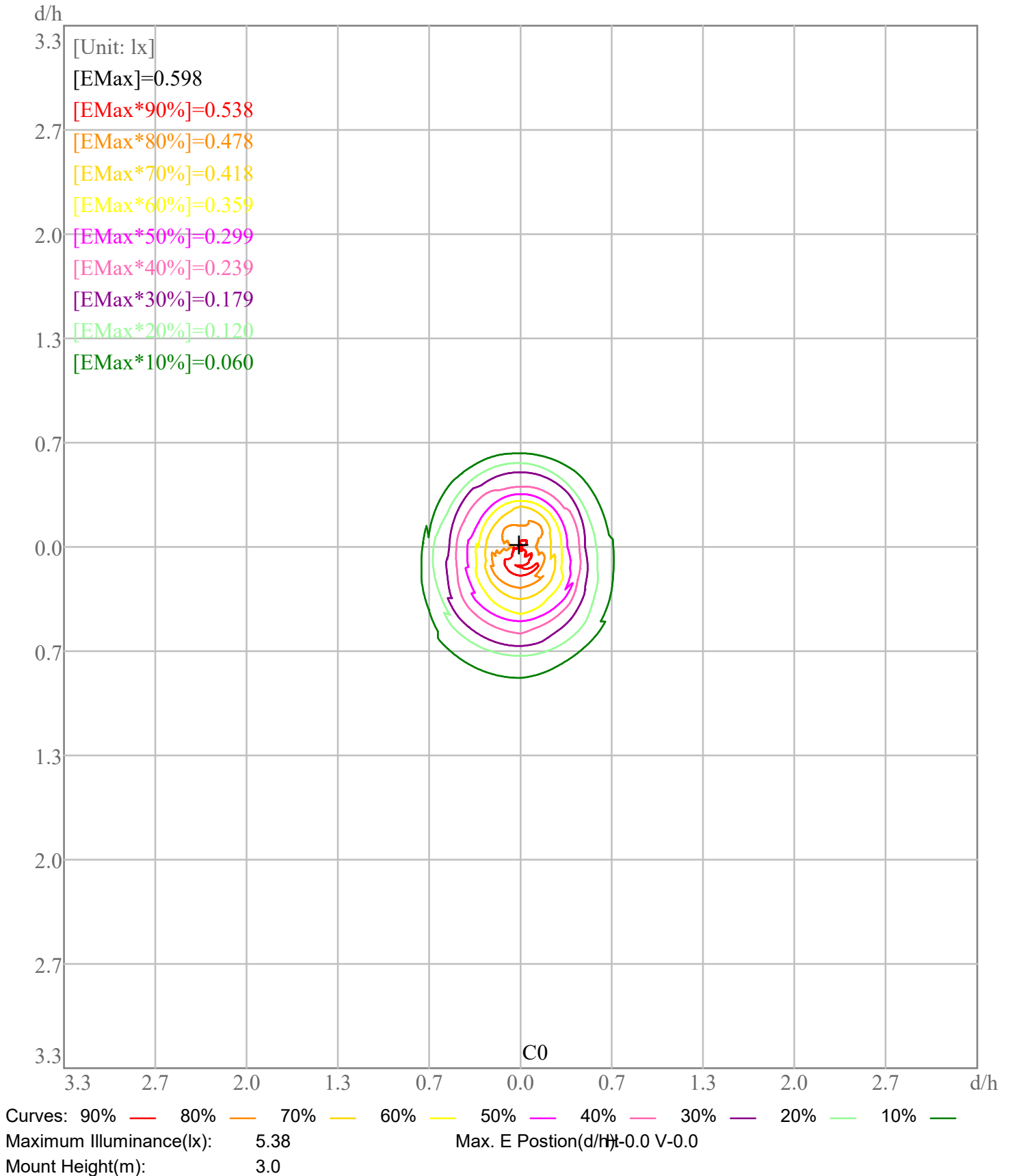
Maximum Light Intensity(cd): 5.38

Maximum Cd. Angles: H-0.7 V-0.7

# IES Indoor Report

Photometric Filename: TT-3528-L300-3000K-3-Milky LENS.IES

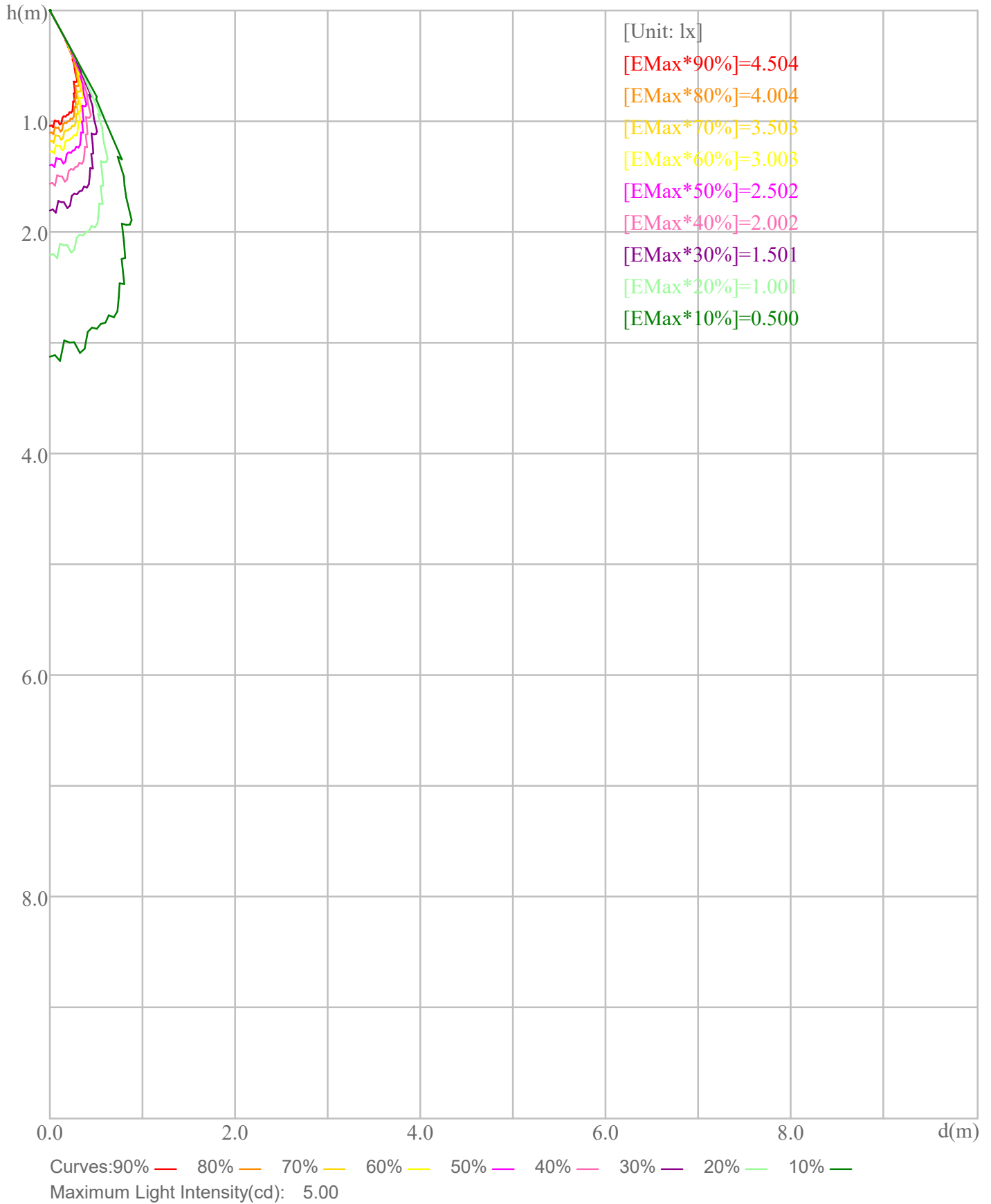
## Plane ISO-Illuminance Curve



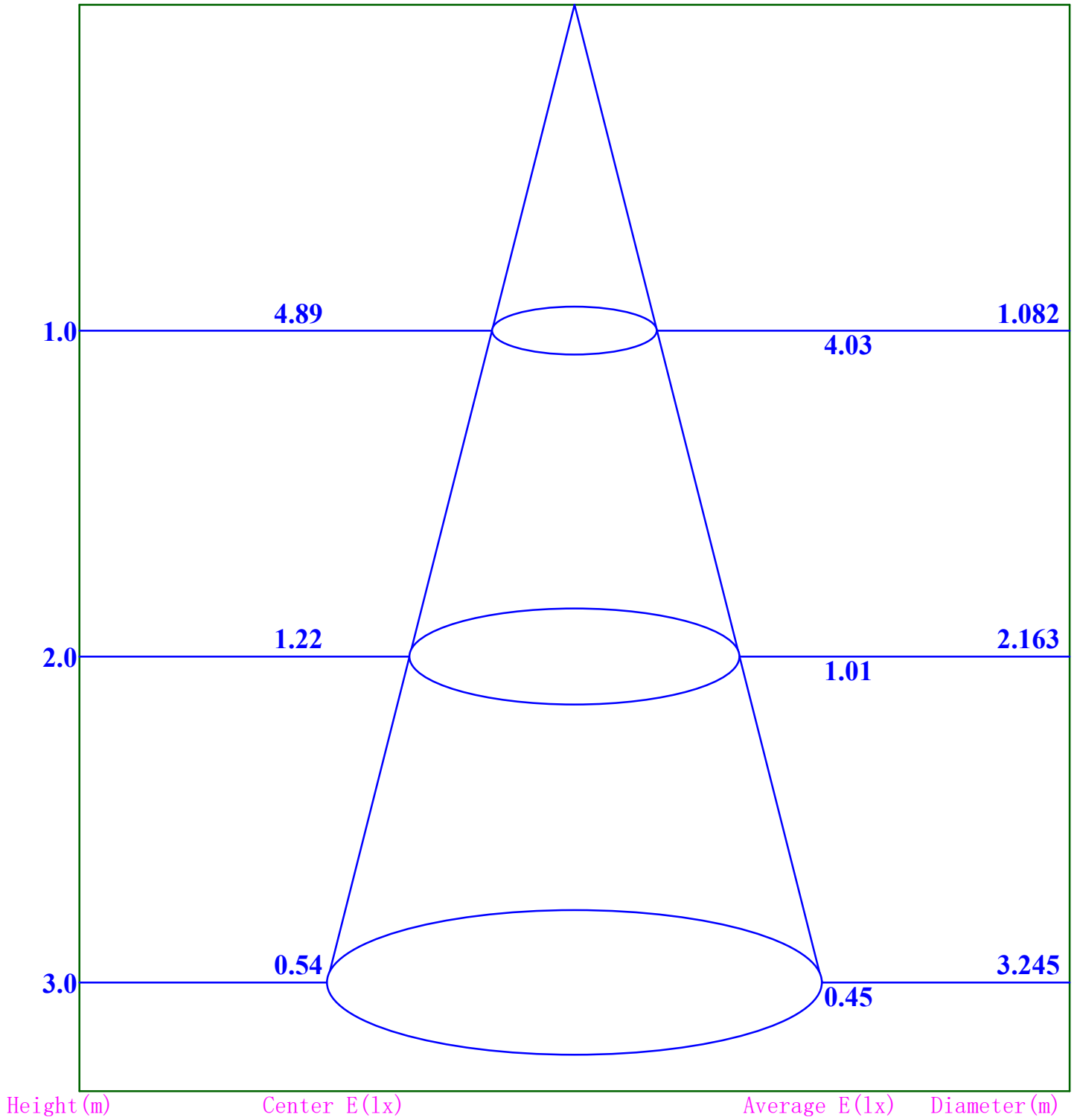
# IES Indoor Report

Photometric Filename: TT-3528-L300-3000K-3-Milky LENS.IES

## Space ISO Illuminance Curve



Illuminance-Distance Curve



**Beam Angle:56.8**

# IES Indoor Report

Photometric Filename:TT-3528-L300-3000K-3-Milky LENS.IES

## Indoor Luminance Limiting Curve

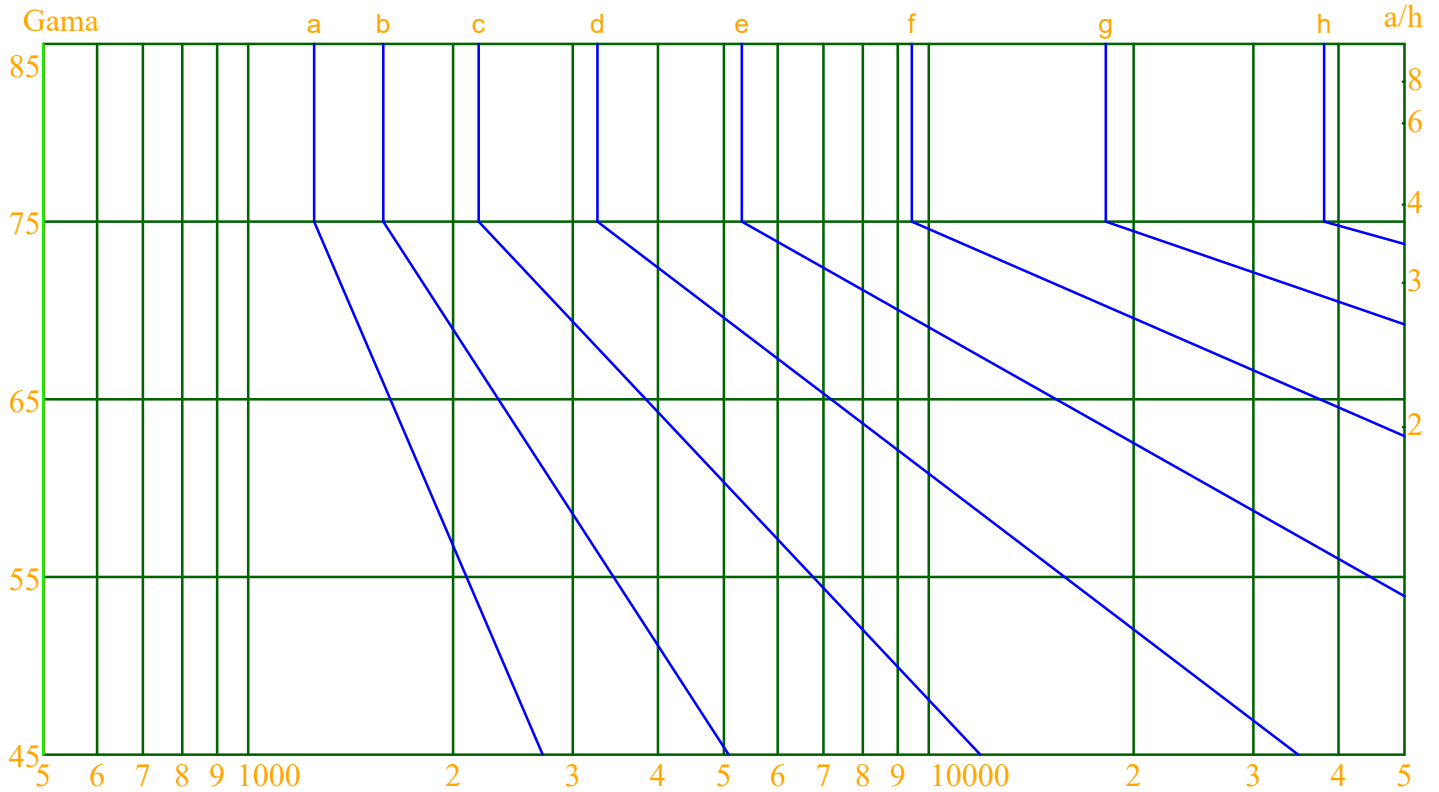
Glare Grade Table

GI	Quality	Using Illuminance							
		a	b	c	d	e	f	g	h
1.15	A	2000	1000	500	<=300				
1.5	B		2000	1000	500	<=300			
1.85	C			2000	1000	500	<=300		
2.2	D				2000	1000	500	<=300	
2.55	E					2000	1000	500	<=300
		a	b	c	d	e	f	g	h

Luminance Table

Gama(deg)	45	50	55	60	65	70	75	80	85
C0	0	0	0	0	0	0	0	0	0
C90	0	0	0	0	0	0	0	0	0

Luminance Limiting Curve



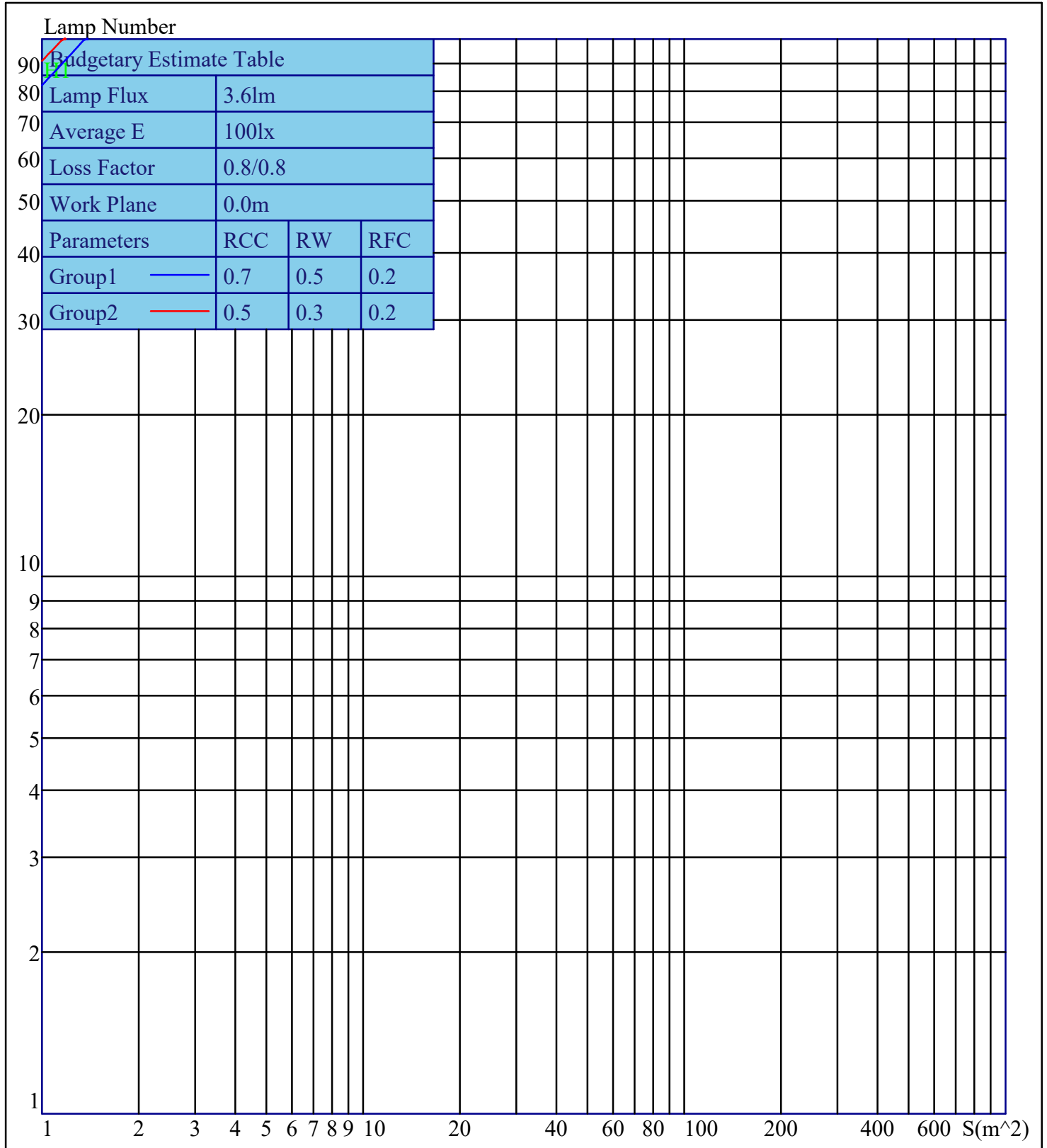
Luminous Size: Length(m)=0.304    Width(m)=0.120    Height(m)=0.060    Area(m<sup>2</sup>)=0.054720  
 Luminous Type: Without Luminous Side  
 Luminous Curves: C0-C180 Color: —    C90-C270 Color: —



# IES Indoor Report

Photometric Filename: TT-3528-L300-3000K-3-Milky LENS.IES

## Indoor Budgetary Estimate Table



Parameters1: Rhocc = 0.7 Rhow = 0.5 Rhofc = 0.2 LLF = 0.8  
 Parameters2: Rhocc = 0.5 Rhow = 0.3 Rhofc = 0.2 LLF = 0.8  
 Average Illuminance(lx): 100 Cavity Height: H1(m) = 2