

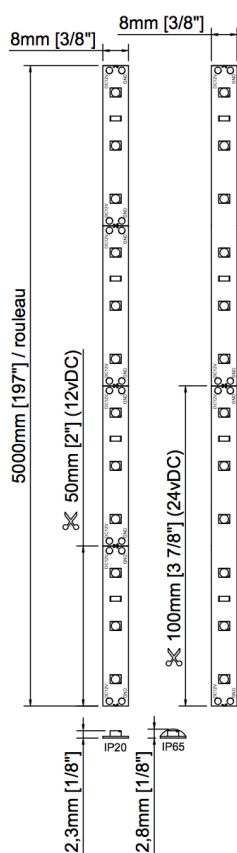
TITANIUM

TECHNOLOGIE

TT-3528-L300



- Ruban DEL SMD3528 en rouleau de 5 mètres.



Tension	12vDC	24vDC
DEL/m	60 / m	
Puissance	5,8w / m 1,77w / pied 29w / rouleau	
Ampérage	0,49A / m 0,15A / pied 2,42A / rouleau	0,25A / m 0,07A / pied 1,21A / rouleau
Lumens	27K - 38 lm / pied 30K - 45 lm / pied 35K - 51 lm / pied 40K - 37 lm / pied 60K - 35 lm / pied	28 lm / w 32 lm / w 35 lm / w 28 lm / w 25 lm / w
IRC (RA)	90	
Angle	120°	
Dimension	IP20	10mm x 2,3mm x 5000mm $\frac{3}{8}'' \times \frac{1}{8}'' \times 196\frac{7}{8}''$
	IP65	10mm x 2,8mm x 5000mm $\frac{3}{8}'' \times \frac{1}{8}'' \times 196\frac{7}{8}''$
	IP67	13mm x 5mm x 5000mm $\frac{1}{2}'' \times \frac{3}{16}'' \times 196\frac{7}{8}''$
Ligne de coupe	50 mm 2"	100 mm 4"
Finition	Blanc	
Gradable	Oui	
Couleur DEL	27K - Blanc chaud 2700K 30K - Blanc chaud 3000K 35K - Blanc neutre 3500K 40K - Blanc neutre 4000K 60K - Blanc froid 6000K R - Rouge G - Vert B - Bleu A - Ambre	
Temp. fonctionnement	-40°C ~ 70°C	
IP	20, 65, 67	

CODE PRODUIT

TT	SMD	DEL PAR ROULEAU	IP	COULEUR DEL	TENSION
TT	3528	L300	20	27K	24V
TT	3528	L300			

IES Indoor Report

Photometric Filename:TT-3528-L300-6000K-3-Milky LENS.IES

Indoor Luminaire Photometric Data

Description Information

Luminaire Name: TT-3528-L300-6000k-3-Milky lens	Luminaire Catalog:	Test ID:
Lamp Name: TT-3528-L300-6000k-3-Milky lens	Lamp Catalog: 3528	Test Date: 2021/03/19
Manufacture: TITANIUM TECHNOLOGIE	ShieldingAngle(°):	Test Machine: GON-2000
Test Lab:	Frequency(Hz):	Luminaire CCT(K):
Luminaire Size(W*L*H): 0.120*0.304*0.060	Lighting Area(m2): 0.055	Luminaire Weight(kg): 0.100
Test System: C, γ	Test Step: C=45.0 γ =1.0	Temperature(°C): 25
		Humidity(%):

Character Parameter

Lamp Speciality Parameter	
Lamp Rated Lumens(lm): 448.000	Lamp Number in Luminaire: 1
Lamp Norminal Power(W):	Lamp Rated Voltage(V):
Lamp Tested Power(W): 1.308	Lamp Tested Voltage(V): 12.3
Lamp Tested Current(A): 0.106	Lamp Tested PF:
Lamp Size(W*L*H): 0.120*0.304*0.060	
Luminaire Speciality	
Luminaire Lumens(lm): 1.515	Beam Angle(10%Imax): 46.8
Luminaire Efficiency: 0.34%	Left=-27.8 Right=19.1
Luminaire EER(lm/W): 1.158	Field Angle(10%Imax): 67.9
Muximum Cand.(cd): 3.241	Spacing Criteria S/MH(C0_180): 0.753
Max Cd. Angle(°): C=225.0 γ =5.0	Spacing Criteria S/MH(C90_270): 0.659
Downward Lumens(lm): 1.515	CIE Type: Semi-Direct
Upward Lumens(lm): 0.000	ErP ϕ use(90deg): 1.578lm
Downward Total Efficiency%: 100.00	IRF(%): 462.977
Upward Total Efficiency%: 0.00	

IES Indoor Report

Photometric Filename: TT-3528-L300-6000K-3-Milky LENS.IES

2D Light Intensity Distribution Curve

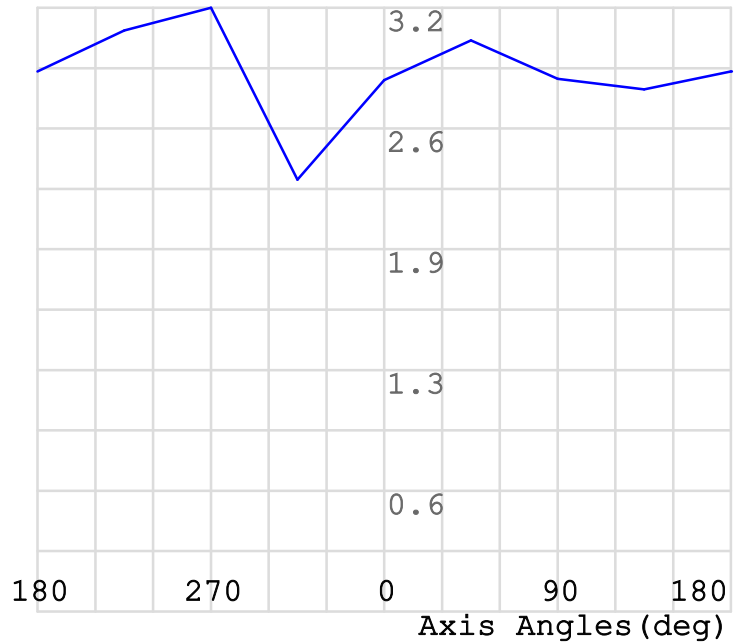
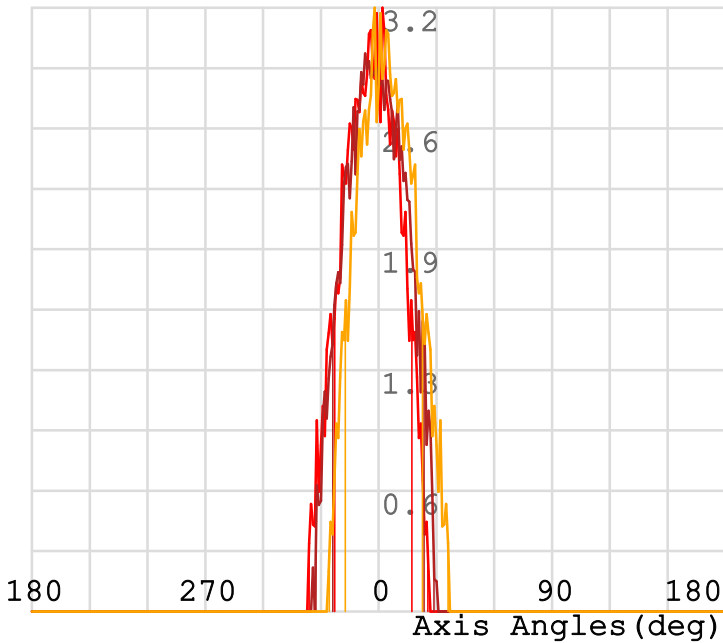
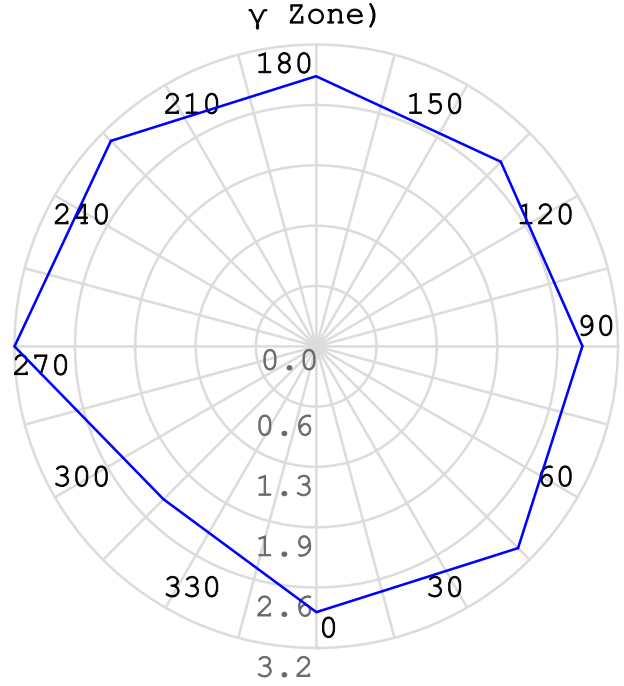
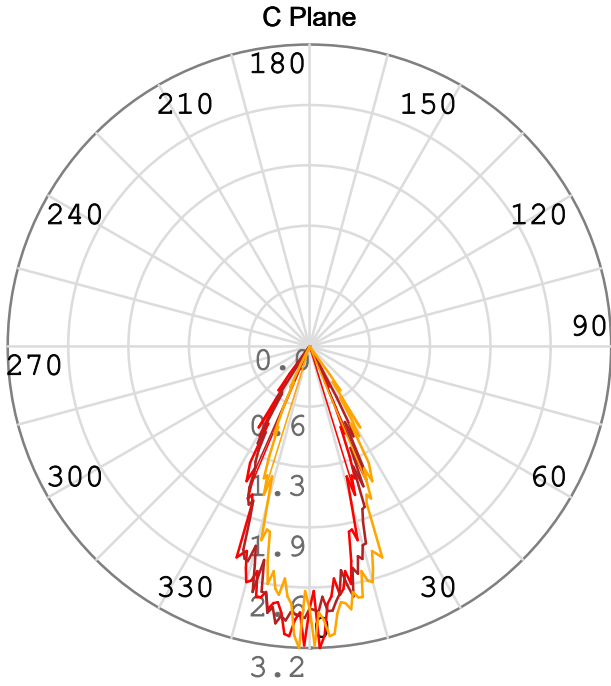
Plane [50%Ang.] [10%Ang.]

C270.0: 40.0 61.7

C0.0: 47.2 61.3

C90.0: 40.0 61.7

Polar Graph

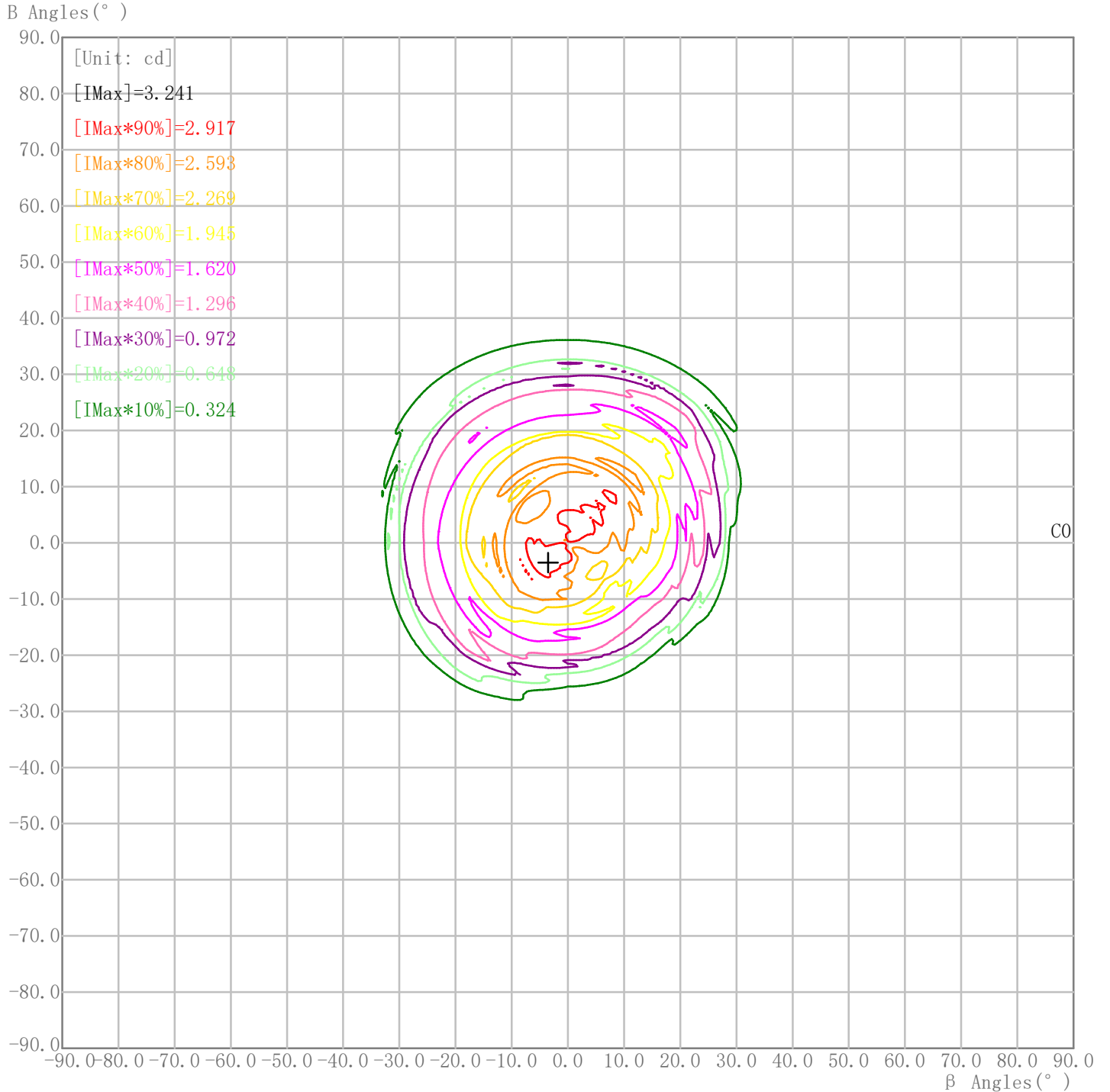


C Plane: C270.0_90.0 ——— C0.0_180.0 ——— C90.0_270.0 ———
 γ Cone: γ2.0 ———

IES Indoor Report

Photometric Filename: TT-3528-L300-6000K-3-Milky LENS.IES

Rectangle ISO Light Intensity Curve



Curves: 90% — 80% — 70% — 60% — 50% — 40% — 30% — 20% — 10% —

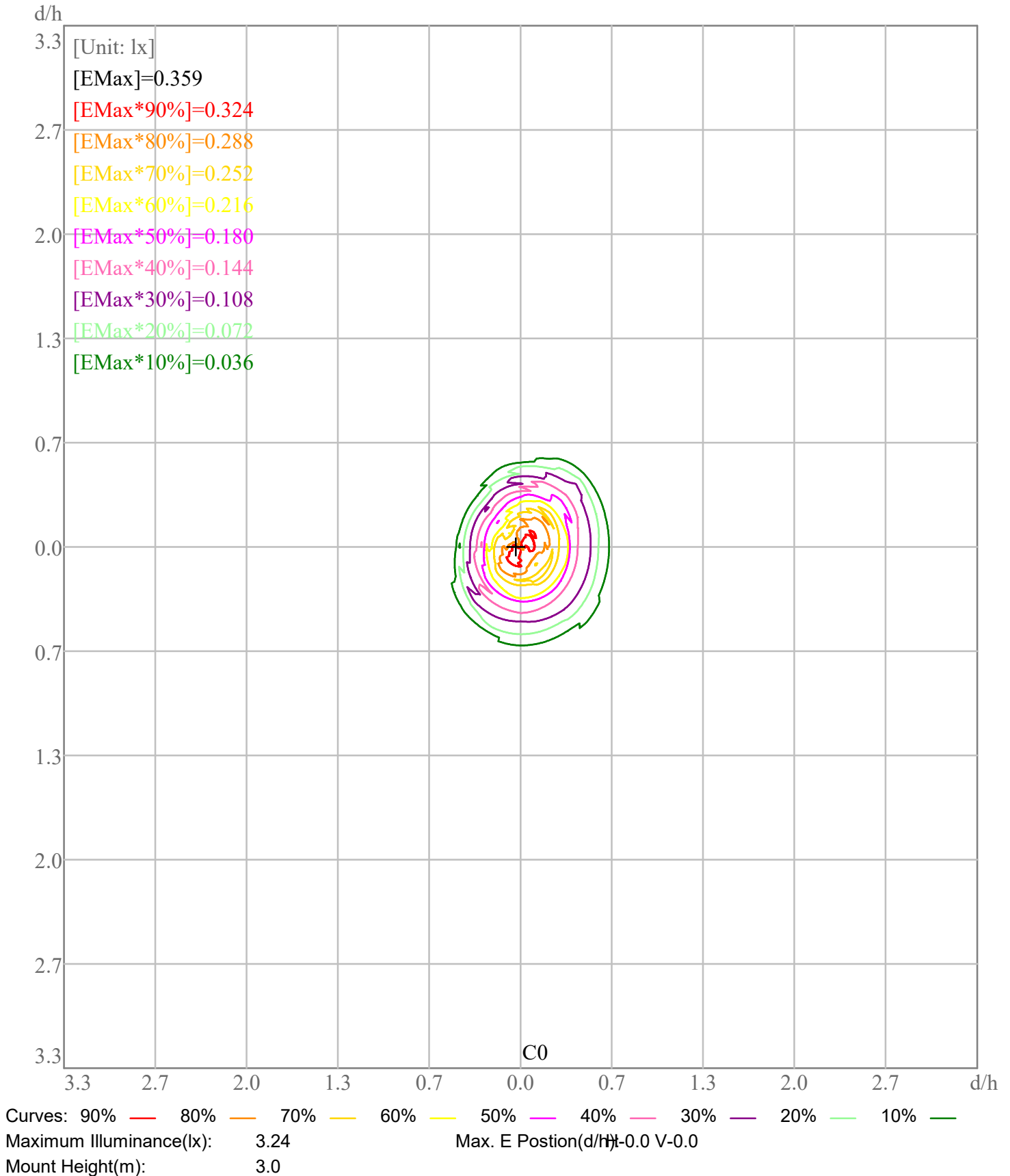
Maximum Light Intensity(cd): 3.24

Maximum Cd. Angles: H-3.5 V-3.5

IES Indoor Report

Photometric Filename: TT-3528-L300-6000K-3-Milky LENS.IES

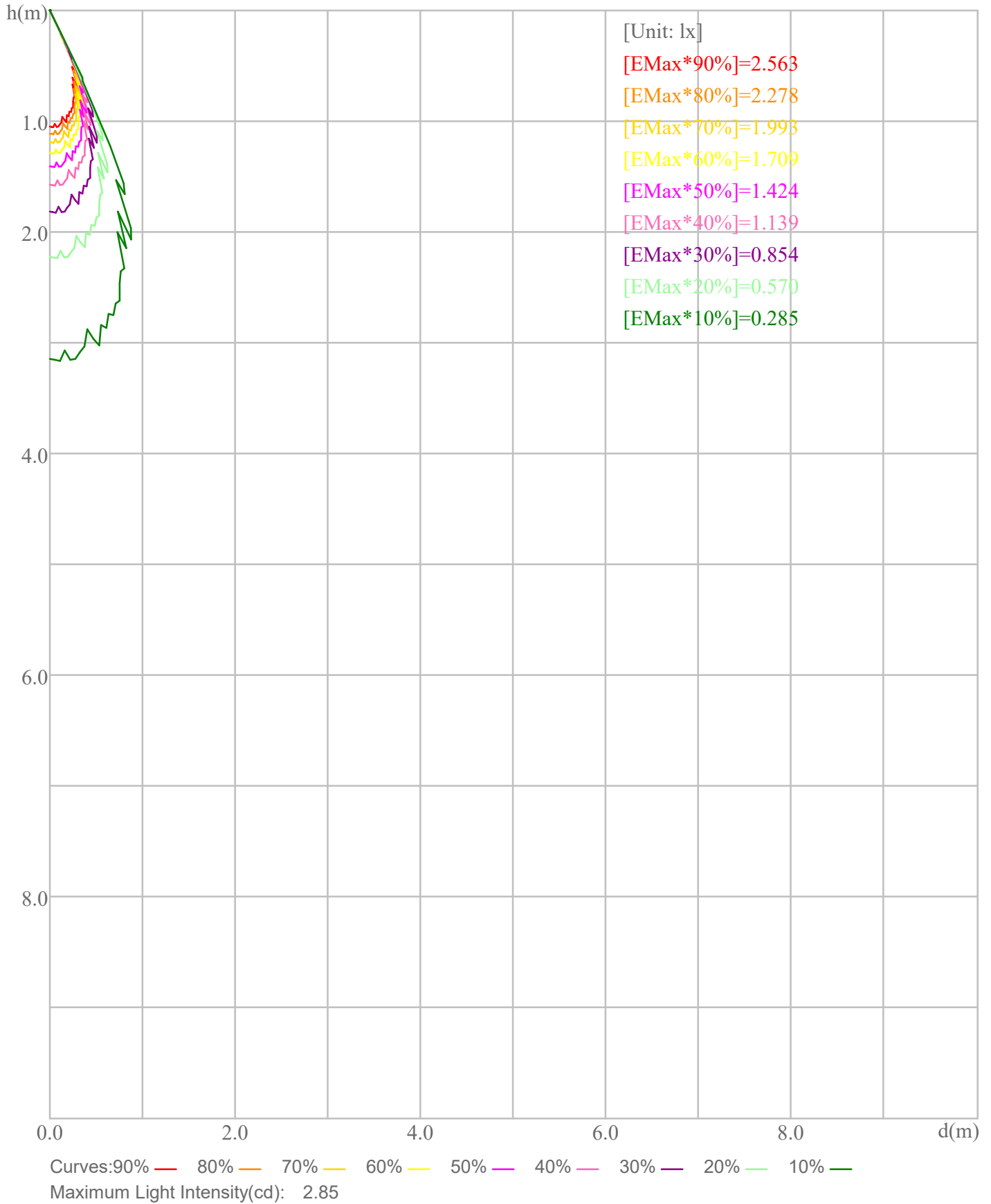
Plane ISO-Illuminance Curve



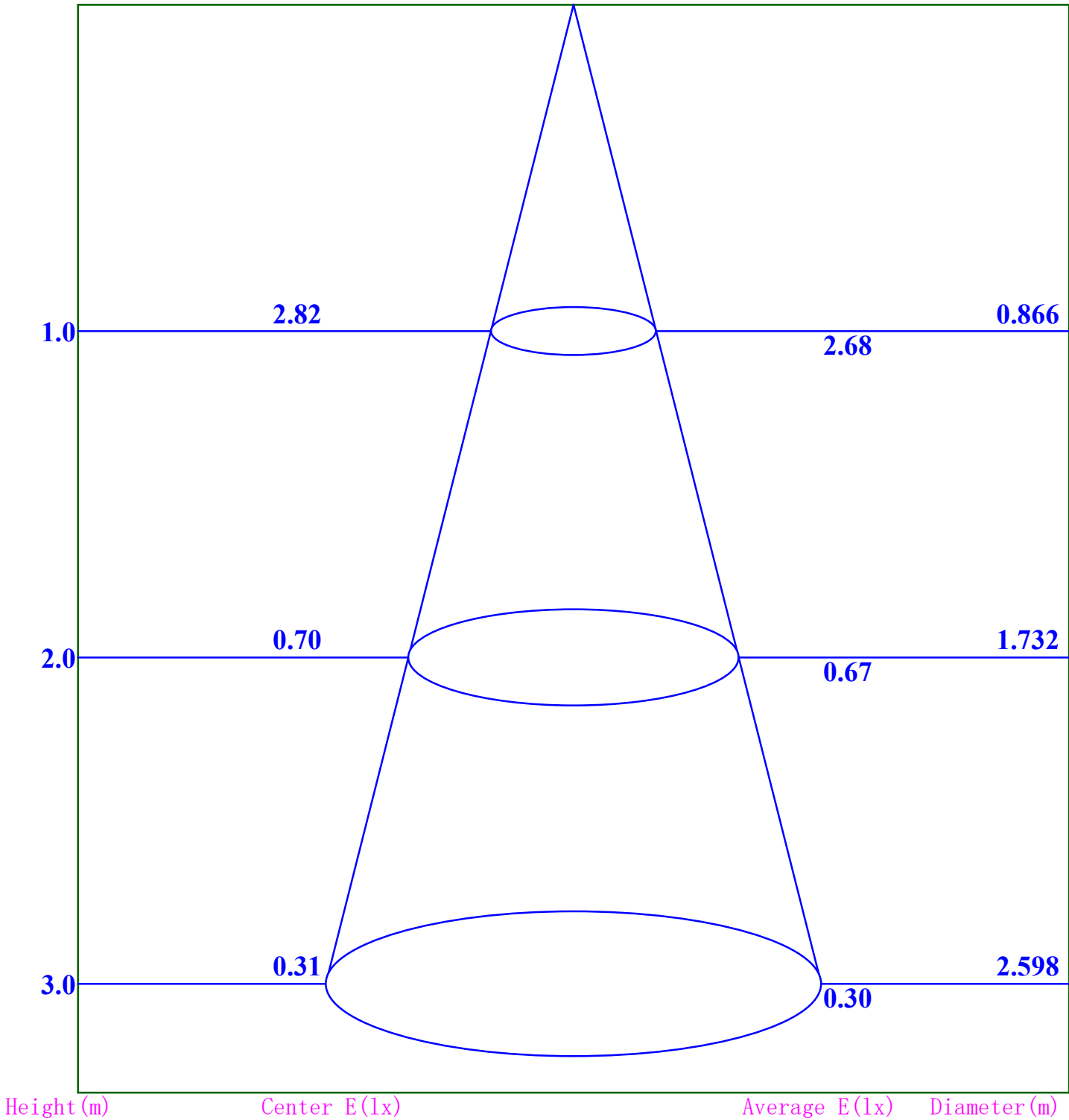
IES Indoor Report

Photometric Filename: TT-3528-L300-6000K-3-Milky LENS.IES

Space ISO Illuminance Curve



Illuminance-Distance Curve



Beam Angle:46.8

IES Indoor Report

Photometric Filename:TT-3528-L300-6000K-3-Milky LENS.IES

Indoor Luminance Limiting Curve

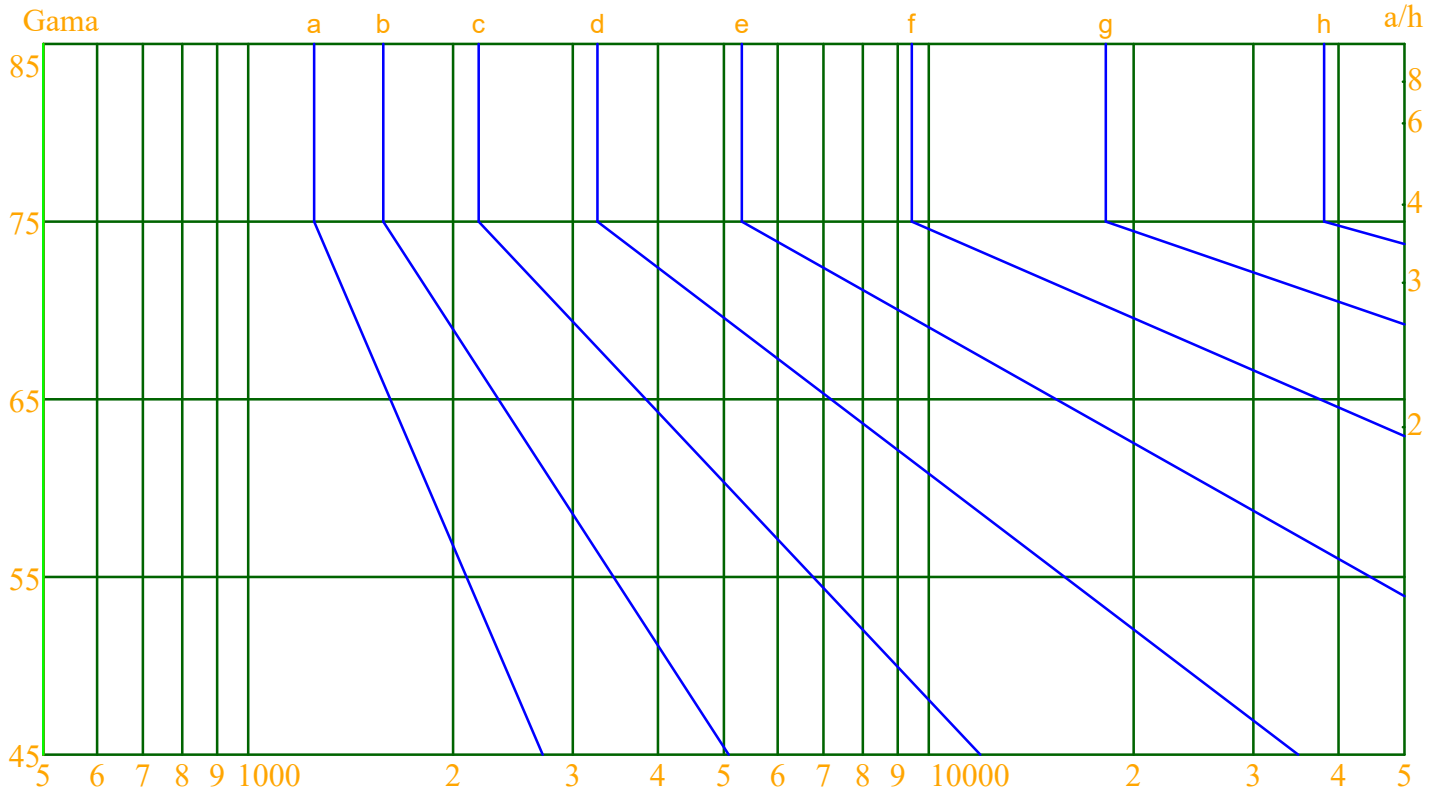
Glare Grade Table

GI	Quality	Using Illuminance							
		a	b	c	d	e	f	g	h
1.15	A	2000	1000	500	<=300				
1.5	B		2000	1000	500	<=300			
1.85	C			2000	1000	500	<=300		
2.2	D				2000	1000	500	<=300	
2.55	E					2000	1000	500	<=300
		a	b	c	d	e	f	g	h

Luminance Table

Gama(deg)	45	50	55	60	65	70	75	80	85
C0	0	0	0	0	0	0	0	0	0
C90	0	0	0	0	0	0	0	0	0

Luminance Limiting Curve

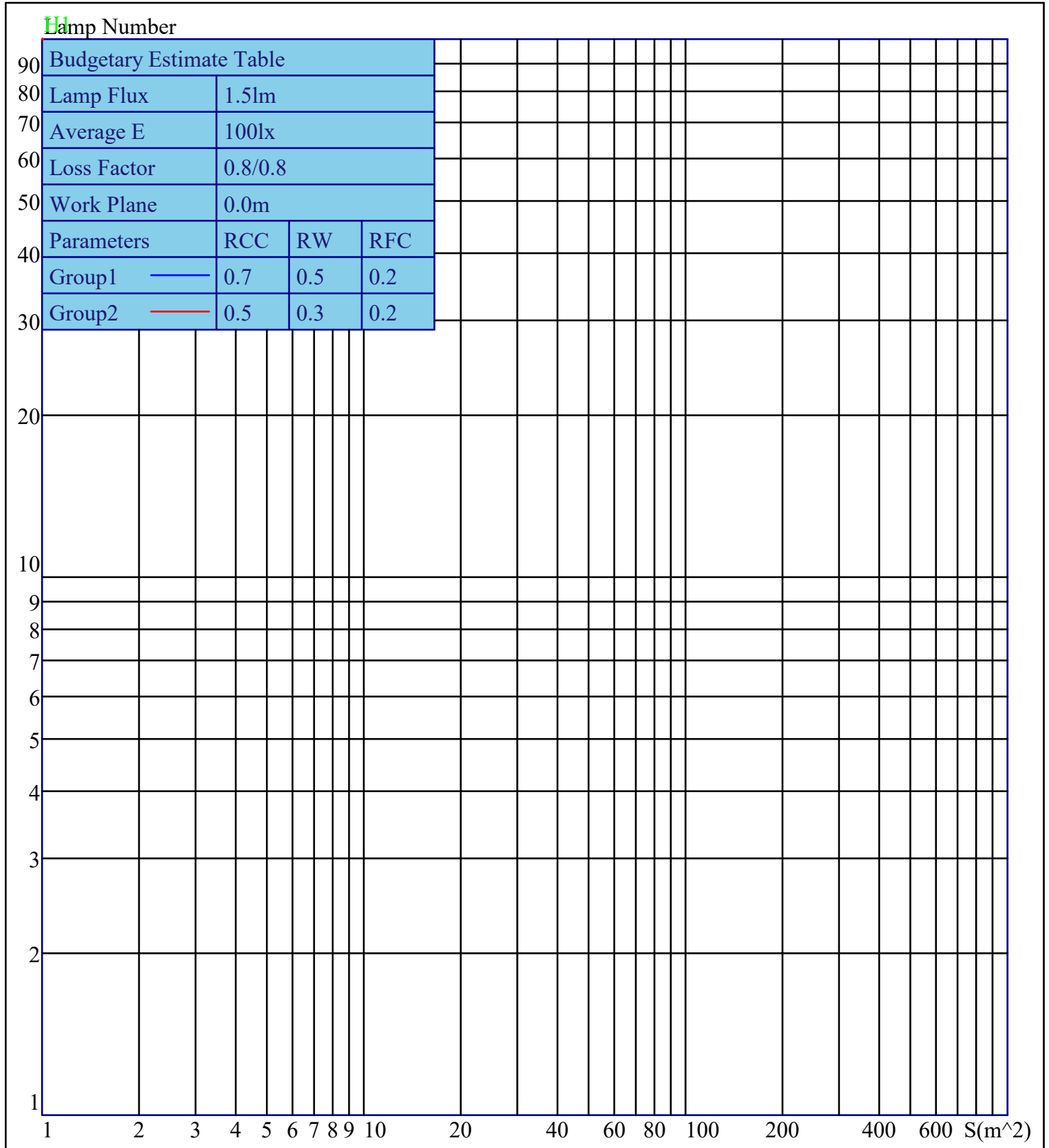


Luminous Size: Length(m)=0.304 Width(m)=0.120 Height(m)=0.060 Area(m²)=0.054720
 Luminous Type: Without Luminous Side
 Luminous Curves: C0-C180 Color: — C90-C270 Color: —

IES Indoor Report

Photometric Filename: TT-3528-L300-6000K-3-Milky LENS.IES

Indoor Budgetary Estimate Table



Parameters1: Rhocc = 0.7 Rhow = 0.5 Rhofc = 0.2 LLF = 0.8
 Parameters2: Rhocc = 0.5 Rhow = 0.3 Rhofc = 0.2 LLF = 0.8
 Average Illuminance(lx): 100 Cavity Height: H1(m) = 2