

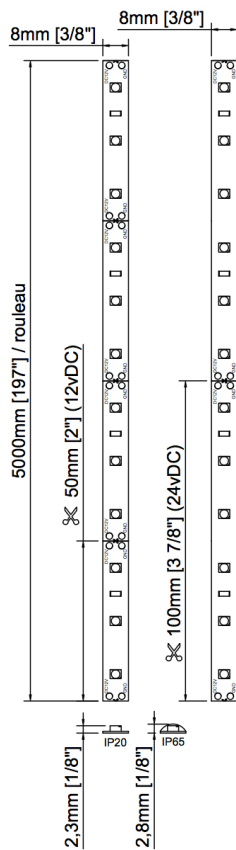
# TITANIUM

TECHNOLOGIE

TT-3528-L300



- Ruban DEL SMD3528 en rouleau de 5 mètres.



Tension	12vDC	24vDC
DEL/m	60 / m	
Puissance	5,8w / m 1,77w / pied 29w / rouleau	
Ampérage	0,49A / m 0,15A / pied 2,42A / rouleau	0,25A / m 0,07A / pied 1,21A / rouleau
Lumens	27K - 38 lm / pied 30K - 45 lm / pied 35K - 51 lm / pied 40K - 37 lm / pied 60K - 35 lm / pied	28 lm / w 32 lm / w 35 lm / w 28 lm / w 25 lm / w
IRC (RA)	90	
Angle	120°	
Dimension	IP20	10mm x 2,3mm x 5000mm $\frac{3}{8}'' \times \frac{1}{8}'' \times 196\frac{7}{8}''$
	IP65	10mm x 2,8mm x 5000mm $\frac{3}{8}'' \times \frac{1}{8}'' \times 196\frac{7}{8}''$
	IP67	13mm x 5mm x 5000mm $\frac{1}{2}'' \times \frac{3}{16}'' \times 196\frac{7}{8}''$
Ligne de coupe	50 mm 2"	100 mm 4"
Finition	Blanc	
Gradable	Oui	
Couleur DEL	<b>27K</b> - Blanc chaud 2700K <b>30K</b> - Blanc chaud 3000K <b>35K</b> - Blanc neutre 3500K <b>40K</b> - Blanc neutre 4000K <b>60K</b> - Blanc froid 6000K <b>R</b> - Rouge <b>G</b> - Vert <b>B</b> - Bleu <b>A</b> - Ambre	
Temp. fonctionnement	-40°C ~ 70°C	
IP	<b>20, 65, 67</b>	

## CODE PRODUIT

TT	SMD	DEL PAR ROULEAU	IP	COULEUR DEL	TENSION
TT	3528	L300	20	27K	24V
TT	3528	L300			

# IES Indoor Report

Photometric Filename:TT-3528-L300-4000K-2-Frosted LENS.IES

## Indoor Luminaire Photometric Data

### Description Information

Luminaire Name: TT-3528-L300-4000k-2-Frosted lens		Luminaire Catalog:	Test ID:
Lamp Name: TT-3528-L300-4000k-2-Frosted lens		Lamp Catalog: 3528	Test Date: 2021/03/19
Manufacture: TITANIUM TECHNOLOGIE		ShieldingAngle(°):	Test Machine: GON-2000
Test Lab:		Frequency(Hz):	Luminaire CCT(K):
Luminaire Size(W*L*H): 0.120*0.304*0.060		Lighting Area(m2): 0.055	Luminaire Weight(kg): 0.100
Test System: C, $\gamma$	Test Step: C=45.0 $\gamma$ =1.0	Temperature(°C): 25	Humidity(%):

### Character Parameter

Lamp Speciality Parameter	
Lamp Rated Lumens(lm): 448.000	Lamp Number in Luminaire: 1
Lamp Norminal Power(W):	Lamp Rated Voltage(V):
Lamp Tested Power(W): 1.298	Lamp Tested Voltage(V): 12.3
Lamp Tested Current(A): 0.105	Lamp Tested PF:
Lamp Size(W*L*H): 0.120*0.304*0.060	
Luminaire Speciality	
Luminaire Lumens(lm): 12.649	Beam Angle(10%Imax): 64.1
Luminaire Efficiency: 2.82%	Left=-32.0 Right=32.1
Luminaire EER(lm/W): 9.745	Field Angle(10%Imax): 92.1
Muximum Cand.(cd): 12.563	Spacing Criteria S/MH(C0_180): 0.966
Max Cd. Angle(°): C=0.0 $\gamma$ =2.0	Spacing Criteria S/MH(C90_270): 0.946
Downward Lumens(lm): 12.649	CIE Type: Semi-Direct
Upward Lumens(lm): 0.000	ErP $\phi$ use(90deg): 12.263lm
Downward Total Efficiency%: 100.00	IRF(%): 206.700
Upward Total Efficiency%: 0.00	

# IES Indoor Report

Photometric Filename: TT-3528-L300-4000K-2-Frosted LENS.IES

## 2D Light Intensity Distribution Curve

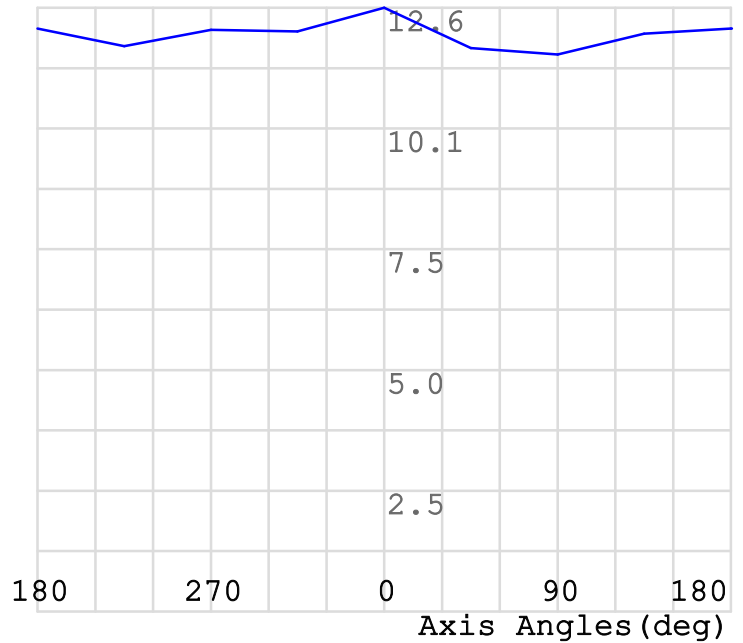
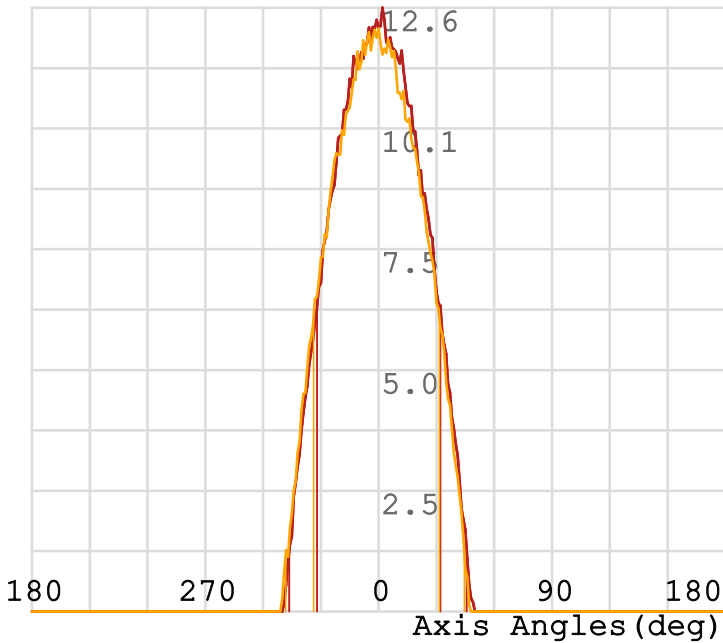
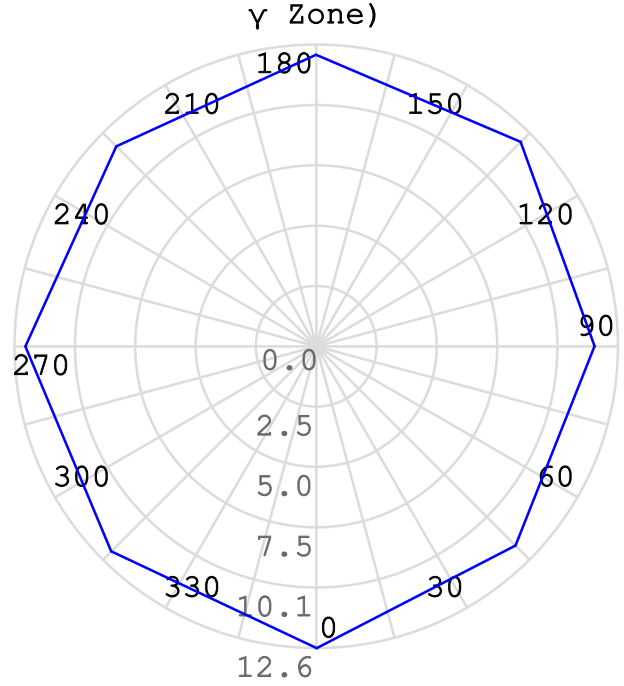
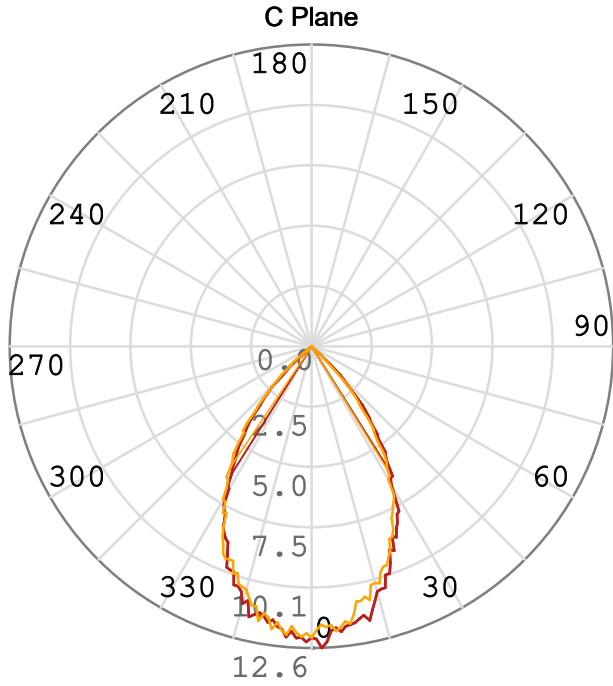
Plane [50%Ang.] [10%Ang.]

C0.0: 64.1 92.1

C0.0: 64.1 92.1

C90.0: 65.4 92.6

Polar Graph



C Plane: C0.0\_180.0 ——— C0.0\_180.0

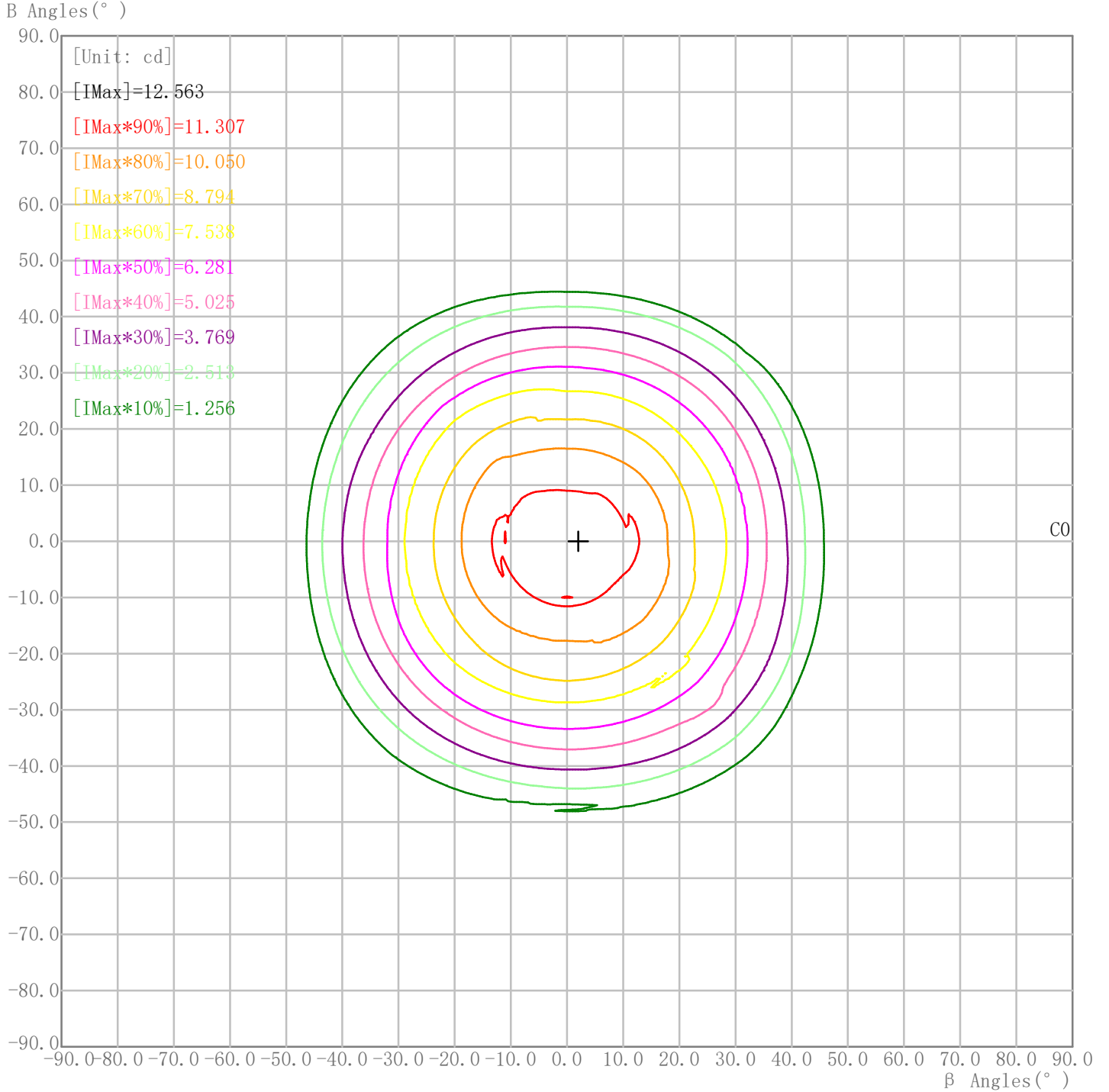
γ Cone: γ2.0 ———

C90.0\_270.0 ———

# IES Indoor Report

Photometric Filename: TT-3528-L300-4000K-2-Frosted LENS.IES

## Rectangle ISO Light Intensity Curve



Curves: 90% — 80% — 70% — 60% — 50% — 40% — 30% — 20% — 10%

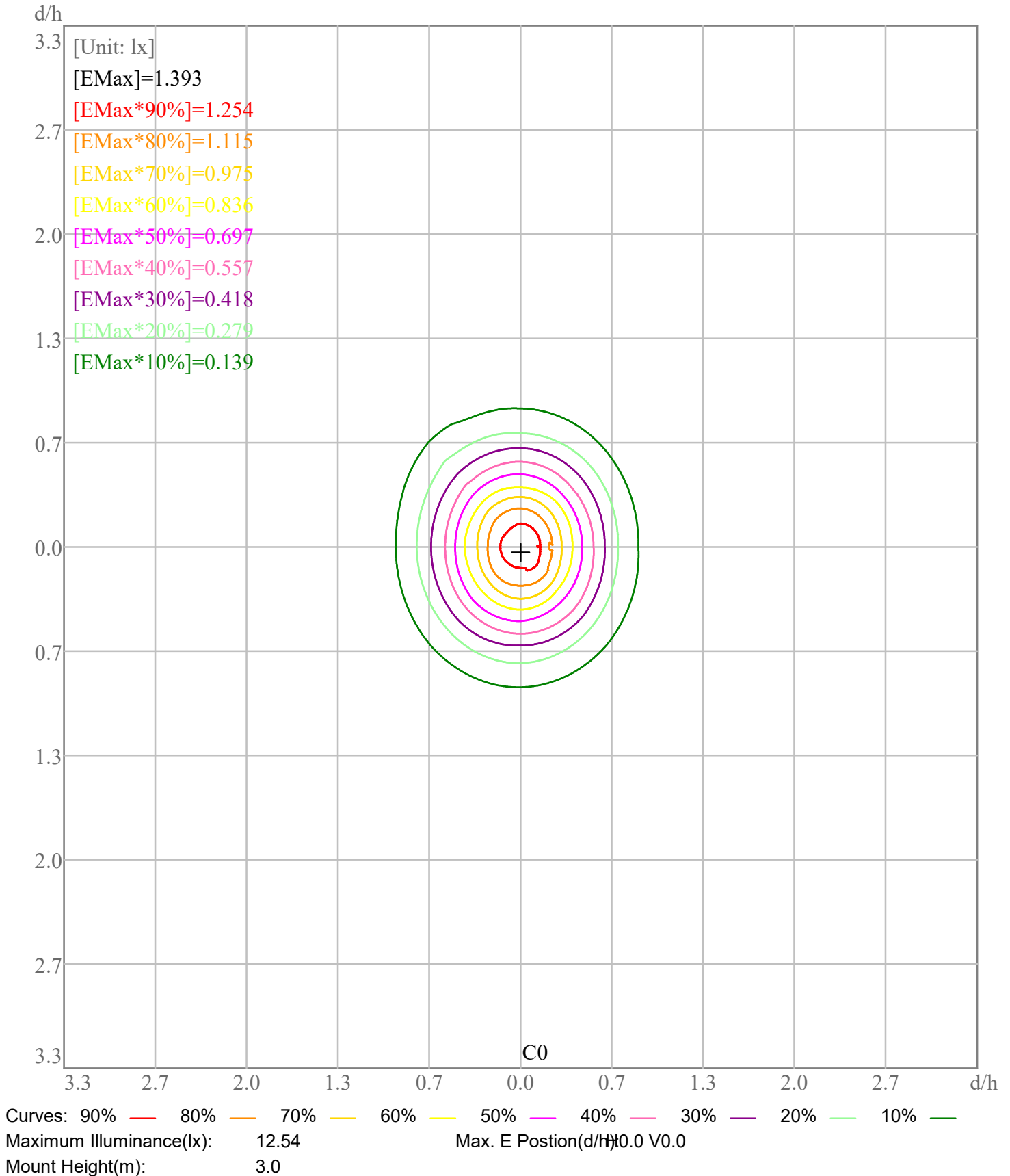
Maximum Light Intensity(cd): 12.56

Maximum Cd. Angles: H2.0 V0.0

# IES Indoor Report

Photometric Filename: TT-3528-L300-4000K-2-Frosted LENS.IES

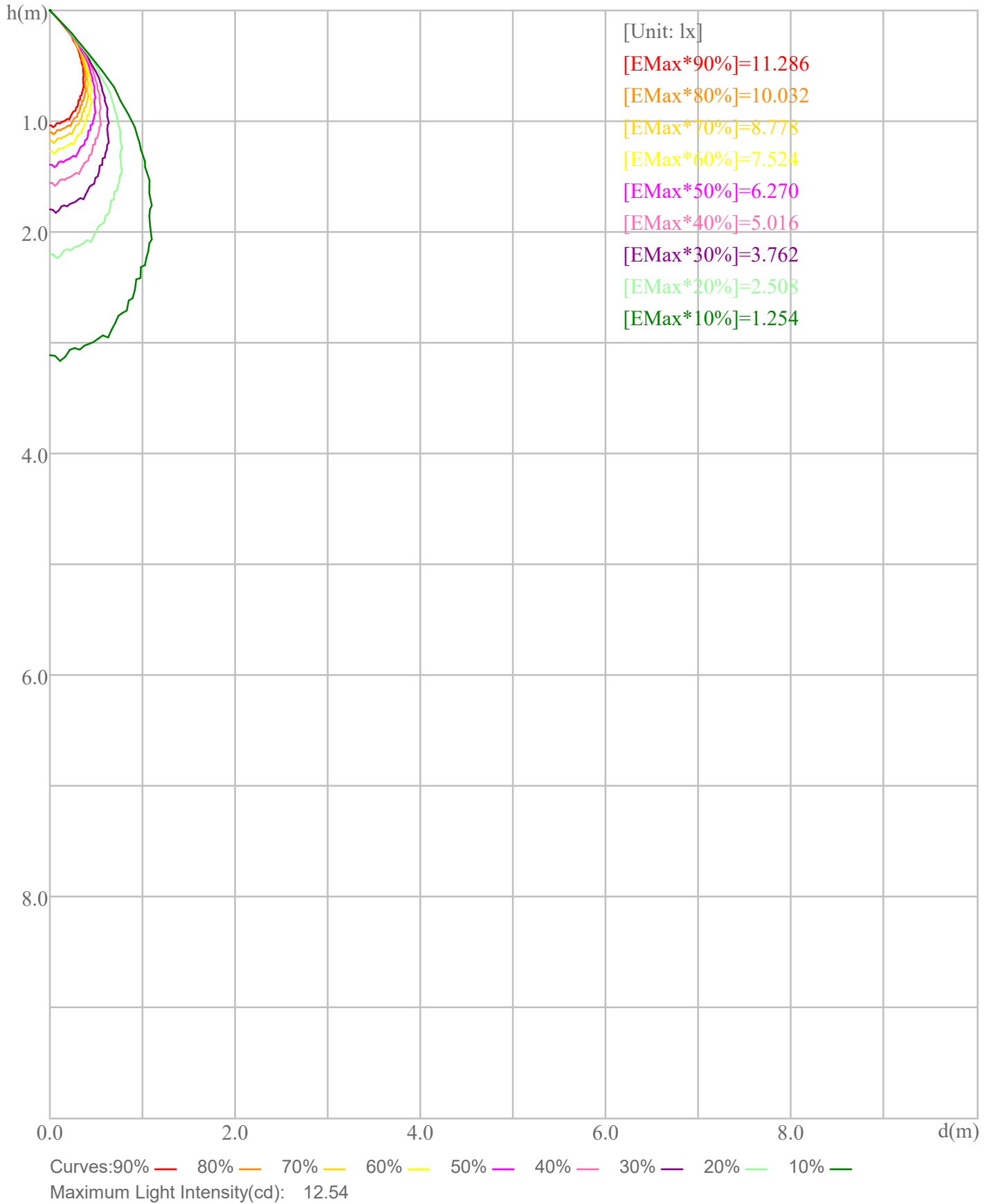
## Plane ISO-Illuminance Curve



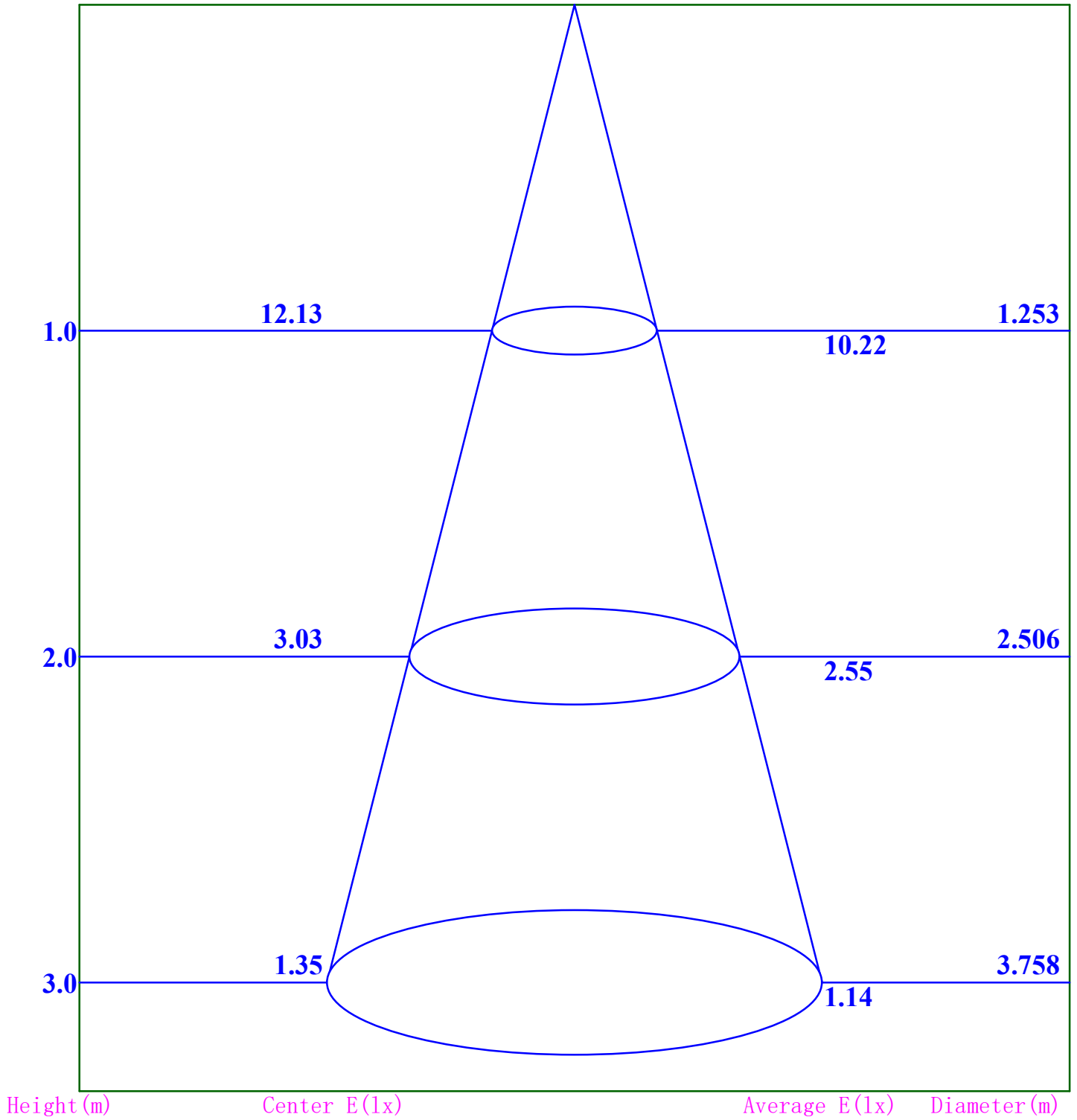
# IES Indoor Report

Photometric Filename: TT-3528-L300-4000K-2-Frosted LENS.IES

## Space ISO Illuminance Curve



Illuminance-Distance Curve



**Beam Angle:64.1**

# IES Indoor Report

Photometric Filename:TT-3528-L300-4000K-2-Frosted LENS.IES

## Indoor Luminance Limiting Curve

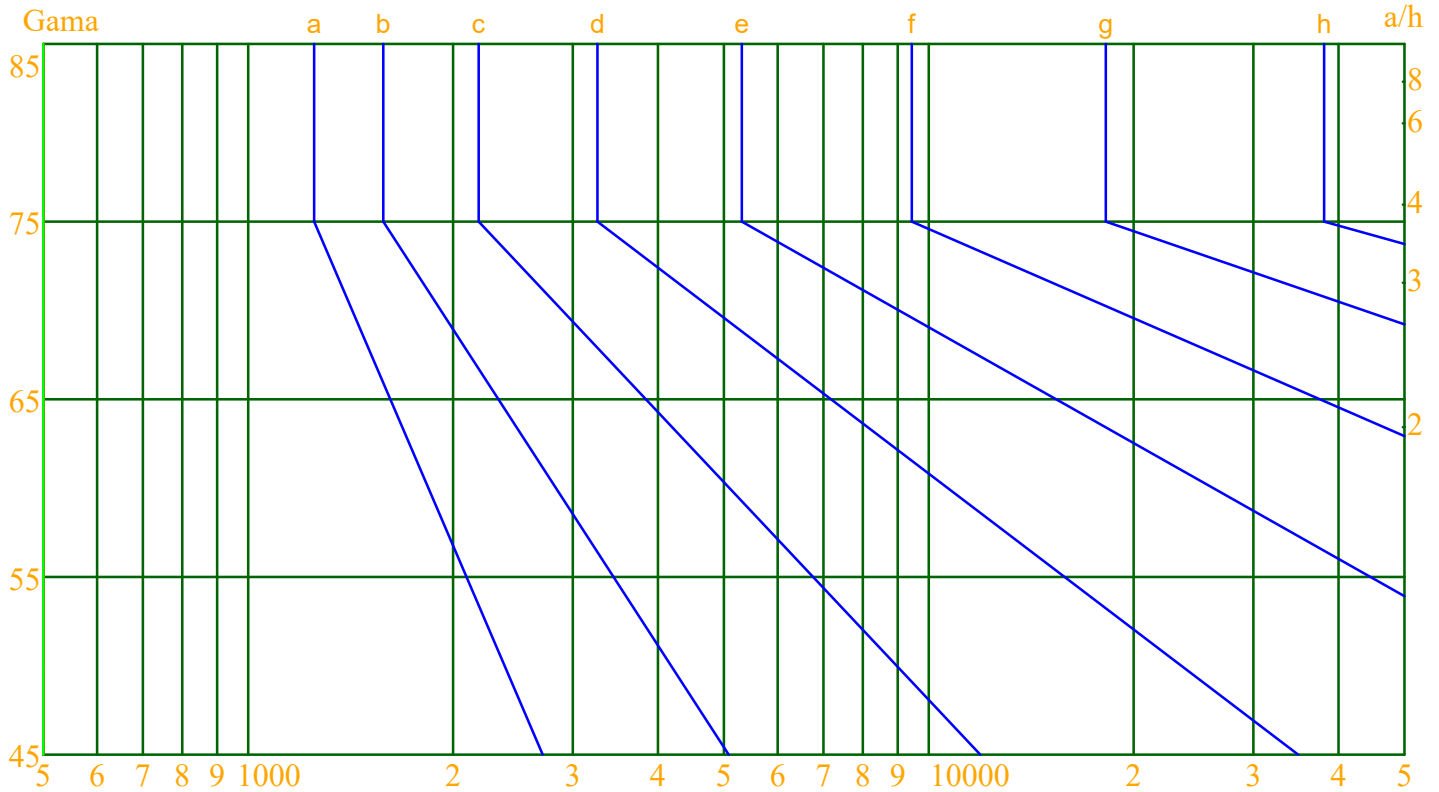
Glare Grade Table

GI	Quality	Using Illuminance							
		a	b	c	d	e	f	g	h
1.15	A	2000	1000	500	<=300				
1.5	B		2000	1000	500	<=300			
1.85	C			2000	1000	500	<=300		
2.2	D				2000	1000	500	<=300	
2.55	E					2000	1000	500	<=300
		a	b	c	d	e	f	g	h

Luminance Table

Gama(deg)	45	50	55	60	65	70	75	80	85
C0	44	0	0	0	0	0	0	0	0
C90	23	0	0	0	0	0	0	0	0

Luminance Limiting Curve



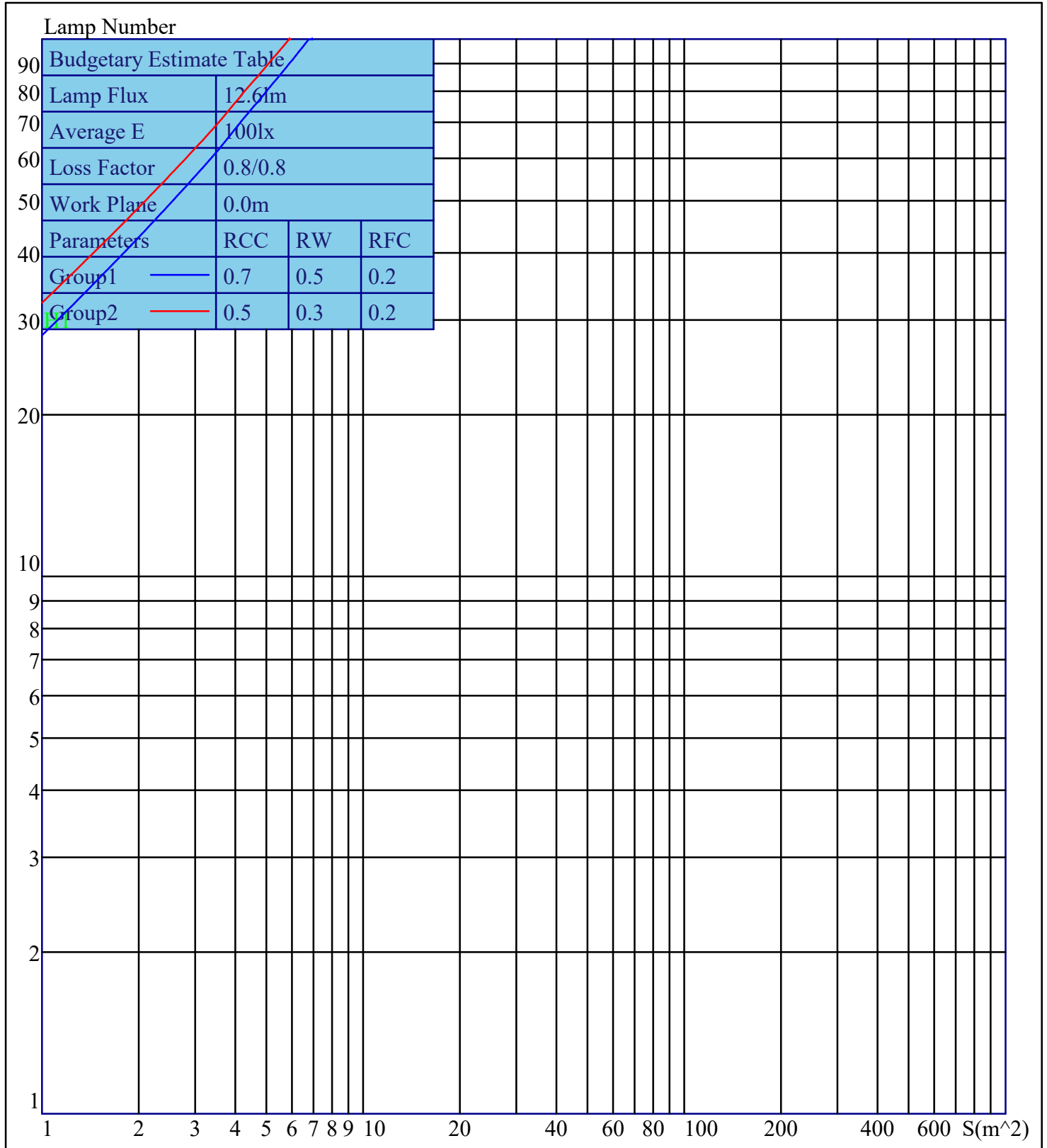
Luminous Size: Length(m)=0.304 Width(m)=0.120 Height(m)=0.060 Area(m<sup>2</sup>)=0.054720  
 Luminous Type: Without Luminous Side  
 Luminous Curves: C0-C180 Color: — C90-C270 Color: —



# IES Indoor Report

Photometric Filename: TT-3528-L300-4000K-2-Frosted LENS.IES

## Indoor Budgetary Estimate Table



Parameters1: Rhocc = 0.7 Rhow = 0.5 Rhofc = 0.2 LLF = 0.8  
 Parameters2: Rhocc = 0.5 Rhow = 0.3 Rhofc = 0.2 LLF = 0.8  
 Average Illuminance(lx): 100 Cavity Height: H1(m) = 2