

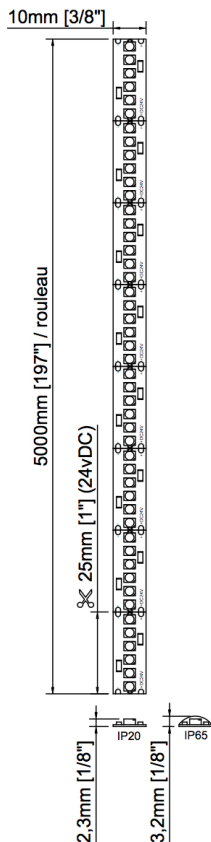
# TITANIUM

TECHNOLOGY

TT-2835-L1200



- 5m roll of SMD2835 LED Strip in 5 meter roll.



Voltage	<b>24vDC</b>	
LED/m	240 / m	
Power	30,4 w / m 9,26 w / feet 152 w / roll	
Amperage	1,27 A / m 0,39 A / feet 6,34 A / roll	
Lumen	27K - 448 lm / feet 30K - 456 lm / feet 35K - 452 lm / feet 40K - 422 lm / feet 60K - 384 lm / feet	- 55 lm / w - 64 lm / w 57 lm / w
Angle	120°	
Size	IP20	10mm x 2,3mm x 5000mm $\frac{3}{8}'' \times \frac{1}{8}'' \times 196\frac{7}{8}''$
	IP65	10mm x 3,2mm x 5000mm $\frac{3}{8}'' \times \frac{1}{8}'' \times 196\frac{7}{8}''$
	IP67	13mm x 5mm x 5000mm $\frac{1}{2}'' \times \frac{3}{16}'' \times 196\frac{7}{8}''$
Cut line	25 mm 1"	
Finish	White	
Dimmable	Yes	
LED Colour	<b>27K</b> - Warm white 2700K <b>30K</b> - Warm white 3000K <b>35K</b> - Neutral white 3500K <b>40K</b> - Neutral white 4000K <b>60K</b> - Cold white 6000K <b>R</b> - Red <b>G</b> - Green <b>B</b> - Blue <b>A</b> - Amber	
Working temp.	-40°C ~ 70°C	
IP	<b>20, 65, 67</b>	

## PRODUCT COLOR

TT	SMD	LED PER ROLL	IP	LED COLOR	VOLTAGE
TT	2835	L1200	20	27K	24V
TT	2835	L1200			24V

# IES Indoor Report

Photometric Filename:TT-2835-L1200-6000K-2-Frosted LENS.IES

## Indoor Luminaire Photometric Data

### Description Information

Luminaire Name: TT-2835-L1200-6000k-2-Frosted-lens	Luminaire Catalog:	Test ID:
Lamp Name: TT-2835-L1200-6000k-2-Frosted-lens	Lamp Catalog: 2835	Test Date: 2021/03/23
Manufacture: TITANIUM TECHNOLOGIE	ShieldingAngle(°):	Test Machine: GON-2000
Test Lab:	Frequency(Hz):	Luminaire CCT(K):
Luminaire Size(W*L*H): 0.120*0.304*0.060	Lighting Area(m2): 0.055	Luminaire Weight(kg): 0.100
Test System: C, $\gamma$	Test Step: C=45.0 $\gamma$ =1.0	Temperature(°C): 25
		Humidity(%):

### Character Parameter

Lamp Speciality Parameter	
Lamp Rated Lumens(lm): 448.000	Lamp Number in Luminaire: 1
Lamp Norminal Power(W):	Lamp Rated Voltage(V):
Lamp Tested Power(W): 6.872	Lamp Tested Voltage(V): 24.5
Lamp Tested Current(A): 0.280	Lamp Tested PF:
Lamp Size(W*L*H): 0.120*0.304*0.060	
Luminaire Speciality	
Luminaire Lumens(lm): 243.723	Beam Angle(10%Imax): 95.3
Luminaire Efficiency: 54.40%	Left=-44.4 Right=51.0
Luminaire EER(lm/W): 35.466	Field Angle(10%Imax): 140.0
Muximum Cand.(cd): 115.526	Spacing Criteria S/MH(C0_180): 1.145
Max Cd. Angle(°): C=90.0 $\gamma$ =4.0	Spacing Criteria S/MH(C90_270): 1.162
Downward Lumens(lm): 243.723	CIE Type: Semi-Direct
Upward Lumens(lm): 0.000	ErP $\phi$ use(120deg): 221.473lm
Downward Total Efficiency%: 100.00	IRF(%): 127.771
Upward Total Efficiency%: 0.00	

# IES Indoor Report

Photometric Filename: TT-2835-L1200-6000K-2-Frosted LENS.IES

## 2D Light Intensity Distribution Curve

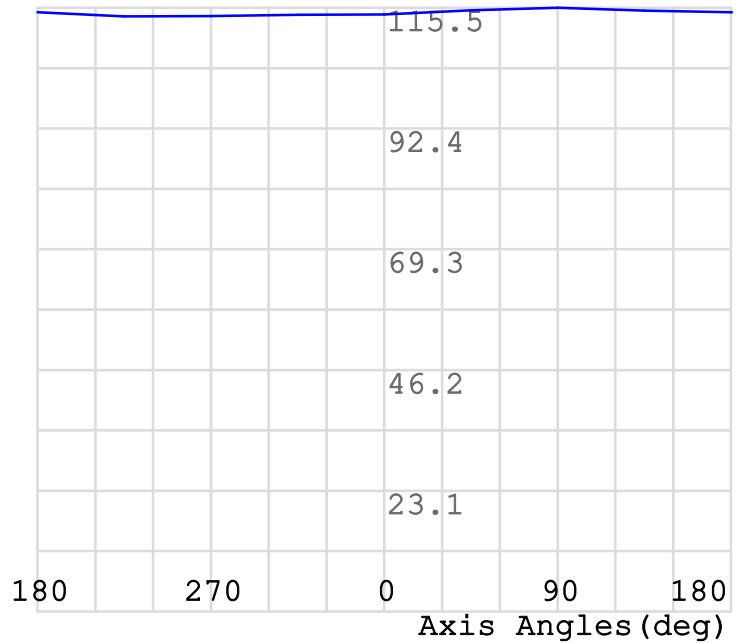
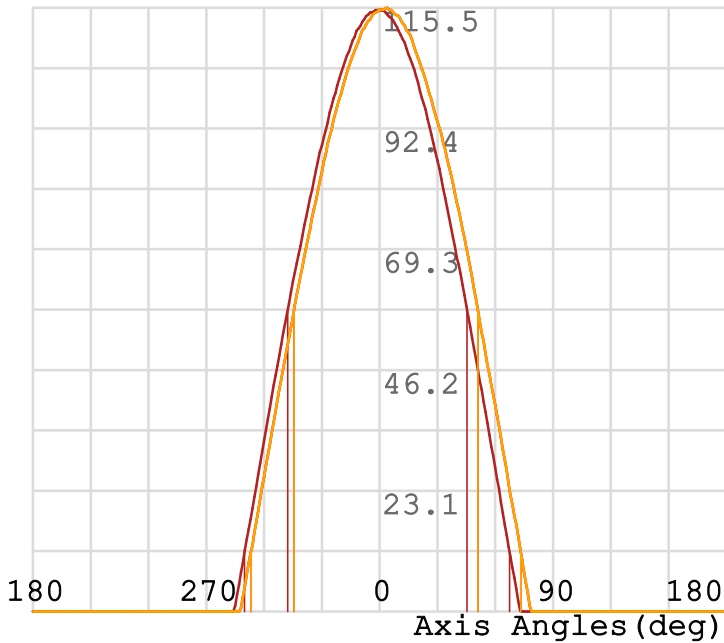
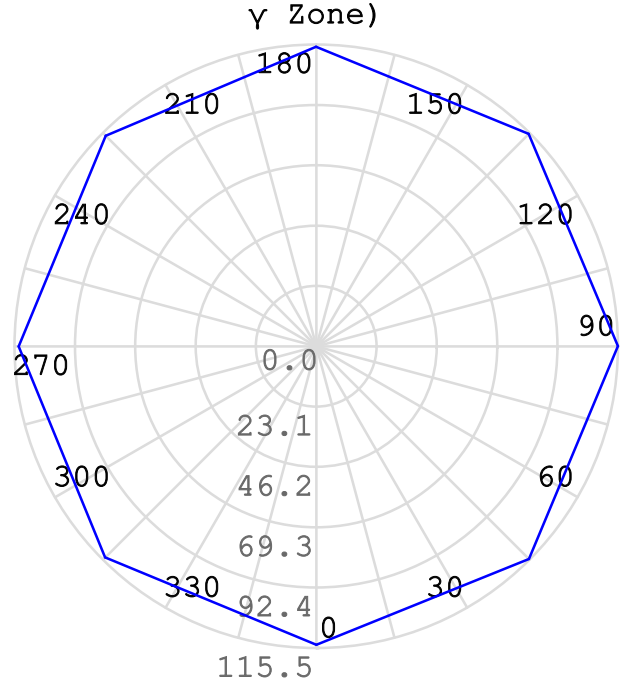
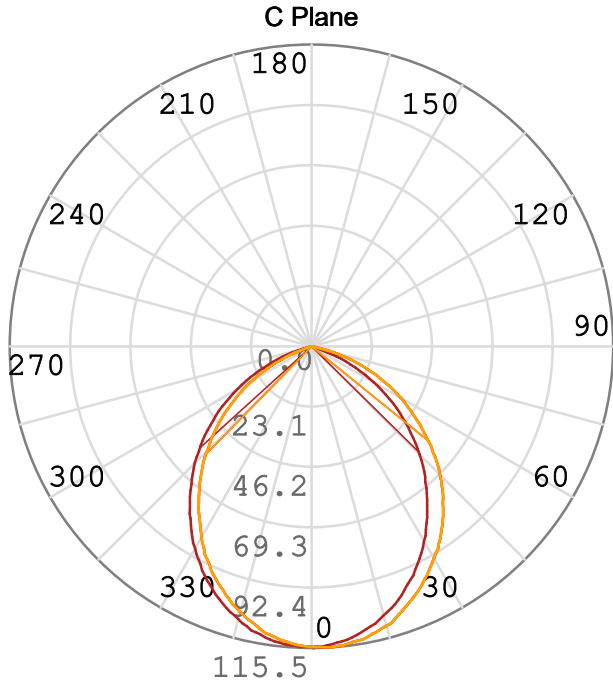
Plane [50%Ang.] [10%Ang.]

C90.0: 95.3 140.0

C0.0: 93.2 137.5

C90.0: 95.3 140.0

Polar Graph



C Plane: C90.0\_270.0

γ Cone: γ4.0



C0.0\_180.0



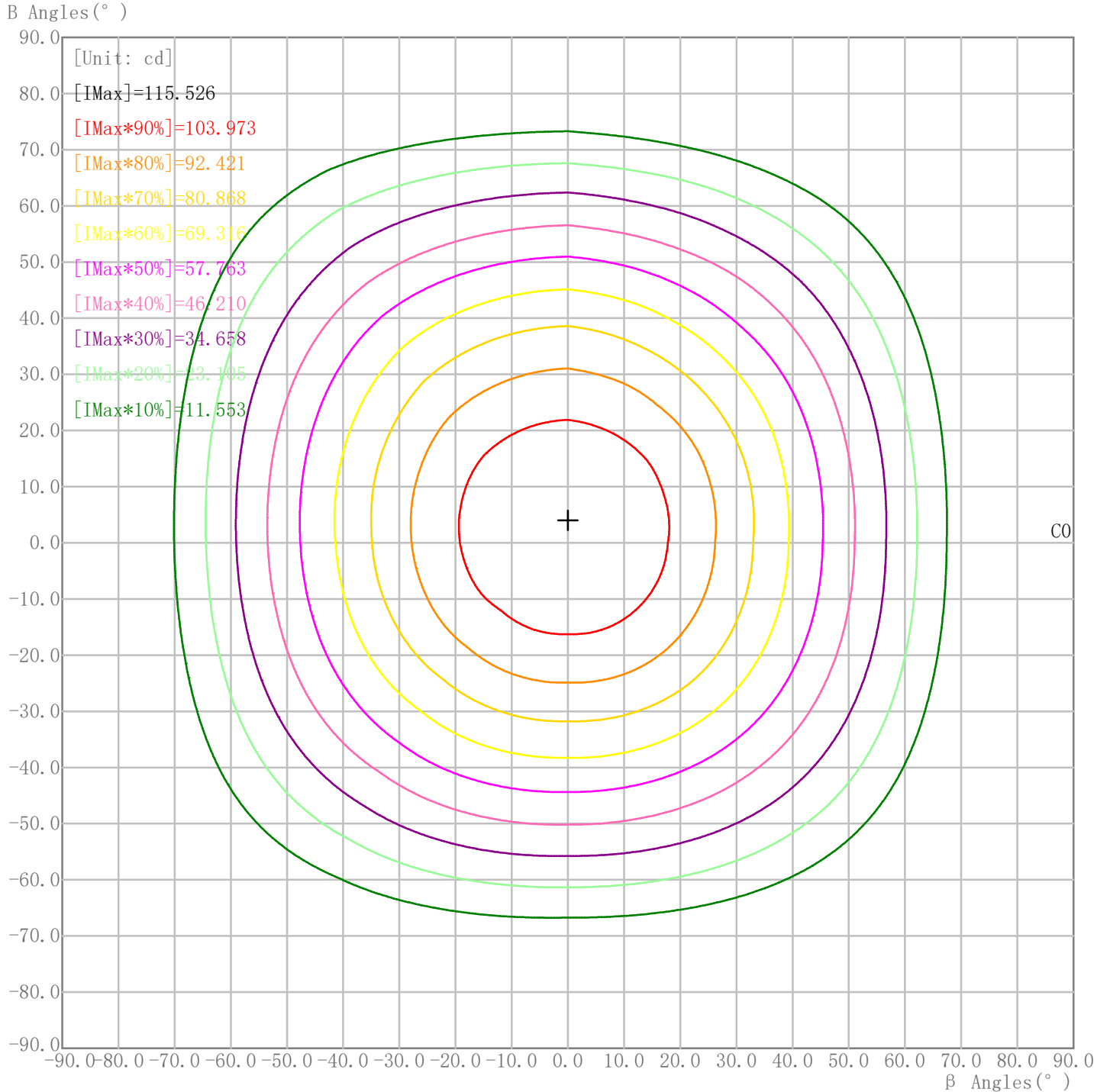
C90.0\_270.0



# IES Indoor Report

Photometric Filename: TT-2835-L1200-6000K-2-Frosted LENS.IES

## Rectangle ISO Light Intensity Curve



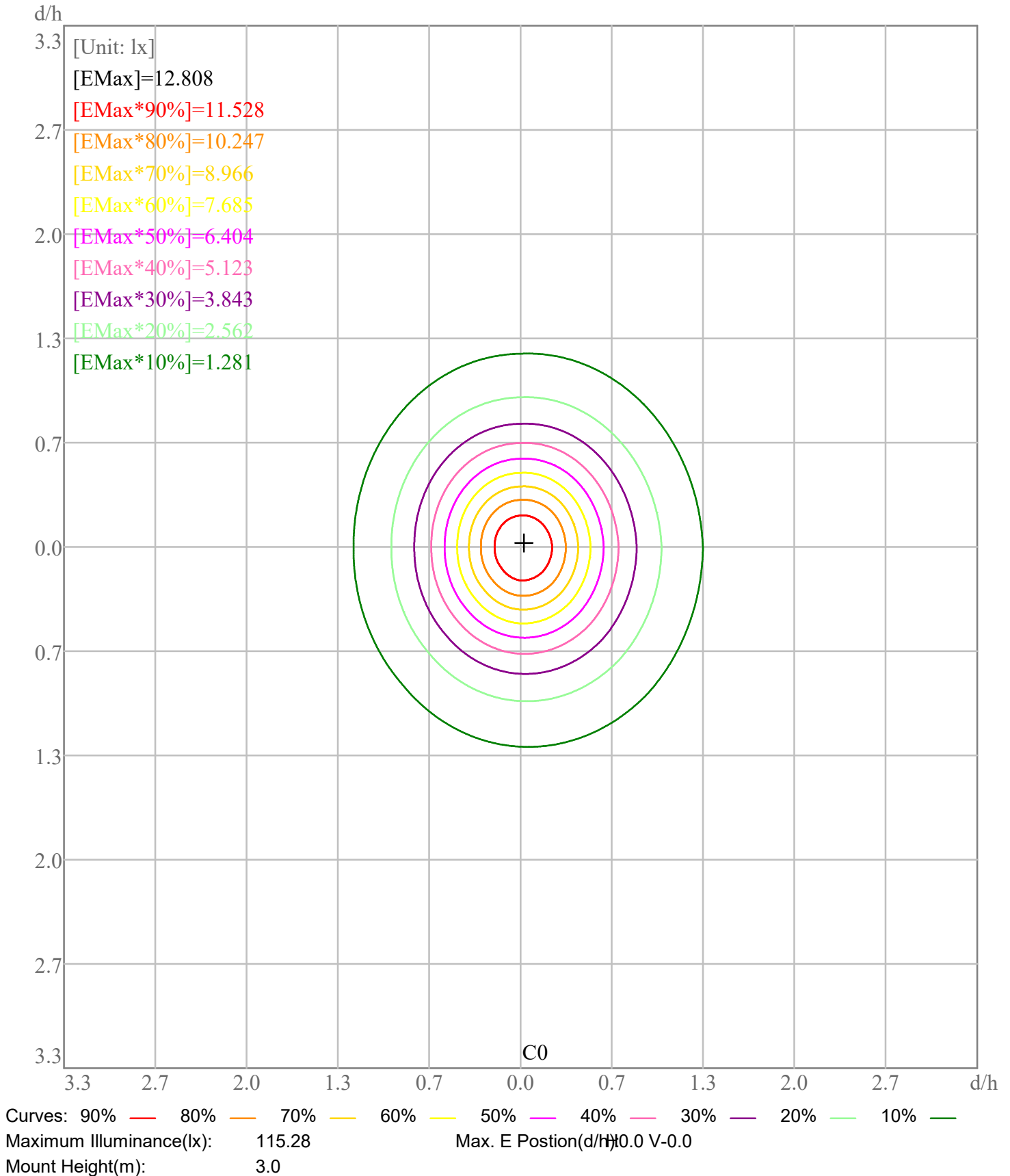
Curves: 90% — 80% — 70% — 60% — 50% — 40% — 30% — 20% — 10% —

Maximum Light Intensity(cd): 115.53 Maximum Cd. Angles: H0.0 V4.0

# IES Indoor Report

Photometric Filename: TT-2835-L1200-6000K-2-Frosted LENS.IES

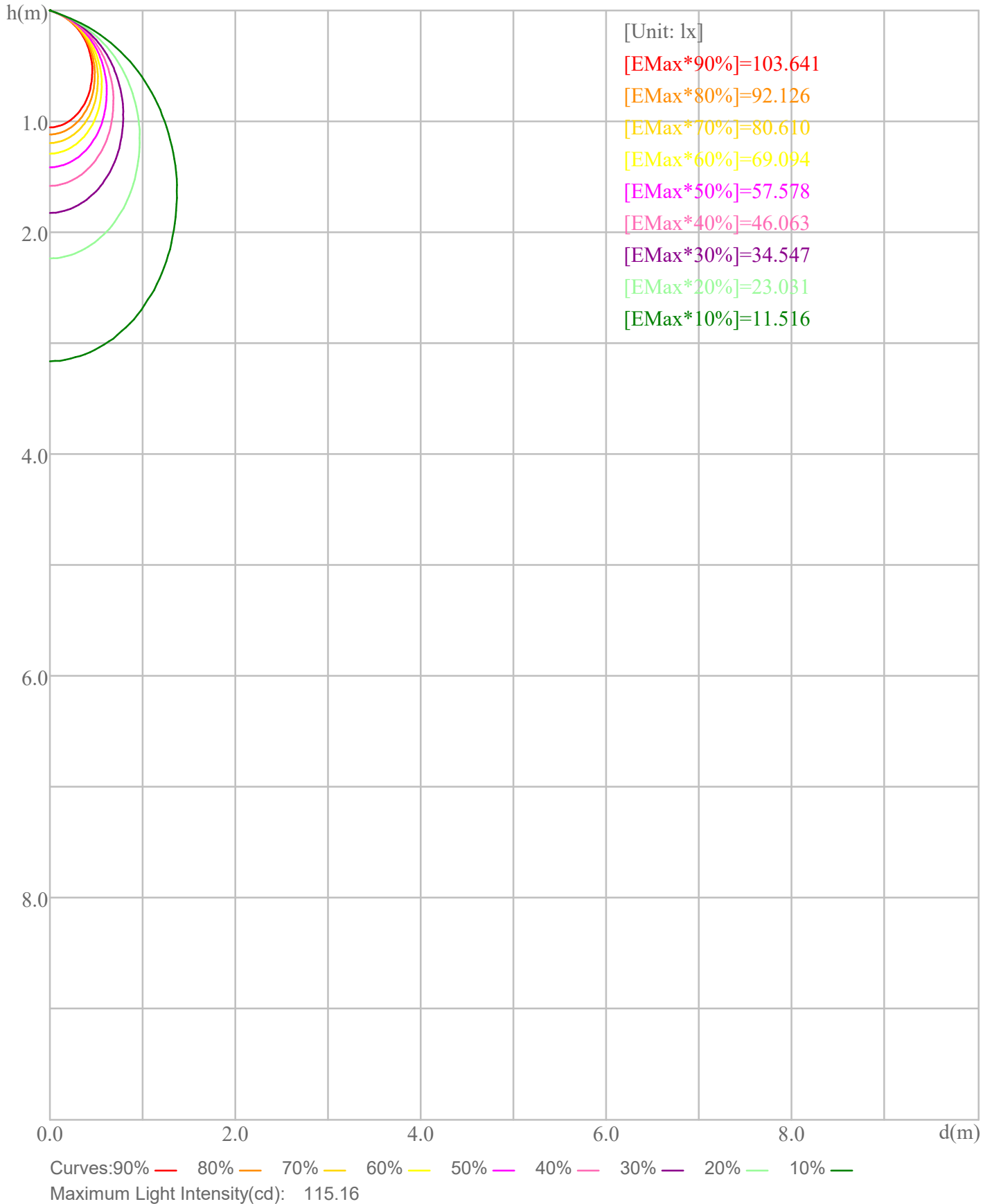
## Plane ISO-Illuminance Curve



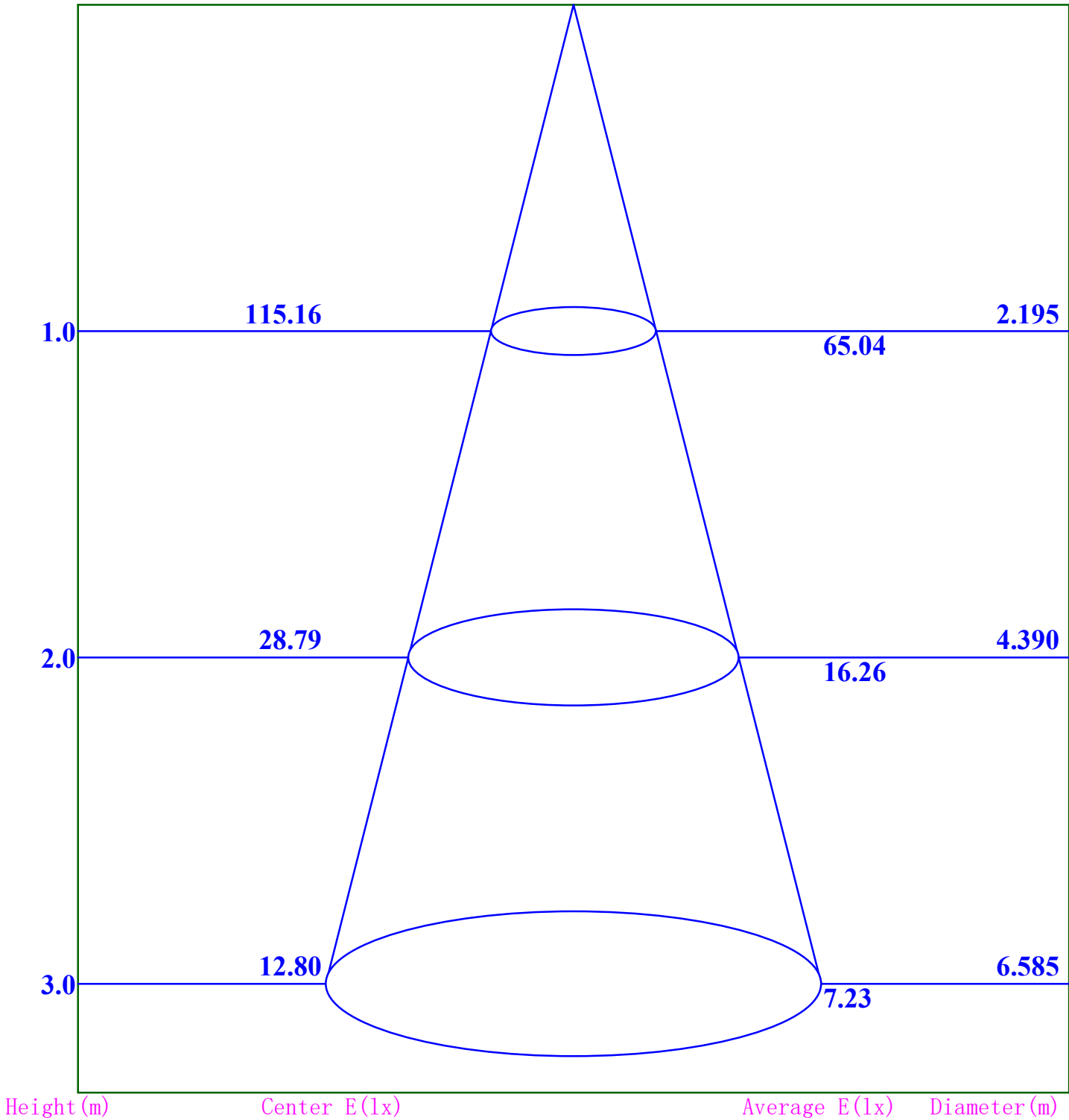
# IES Indoor Report

Photometric Filename: TT-2835-L1200-6000K-2-Frosted LENS.IES

## Space ISO Illuminance Curve



Illuminance-Distance Curve



**Beam Angle:95.3**

# IES Indoor Report

Photometric Filename:TT-2835-L1200-6000K-2-Frosted LENS.IES

## Indoor Luminance Limiting Curve

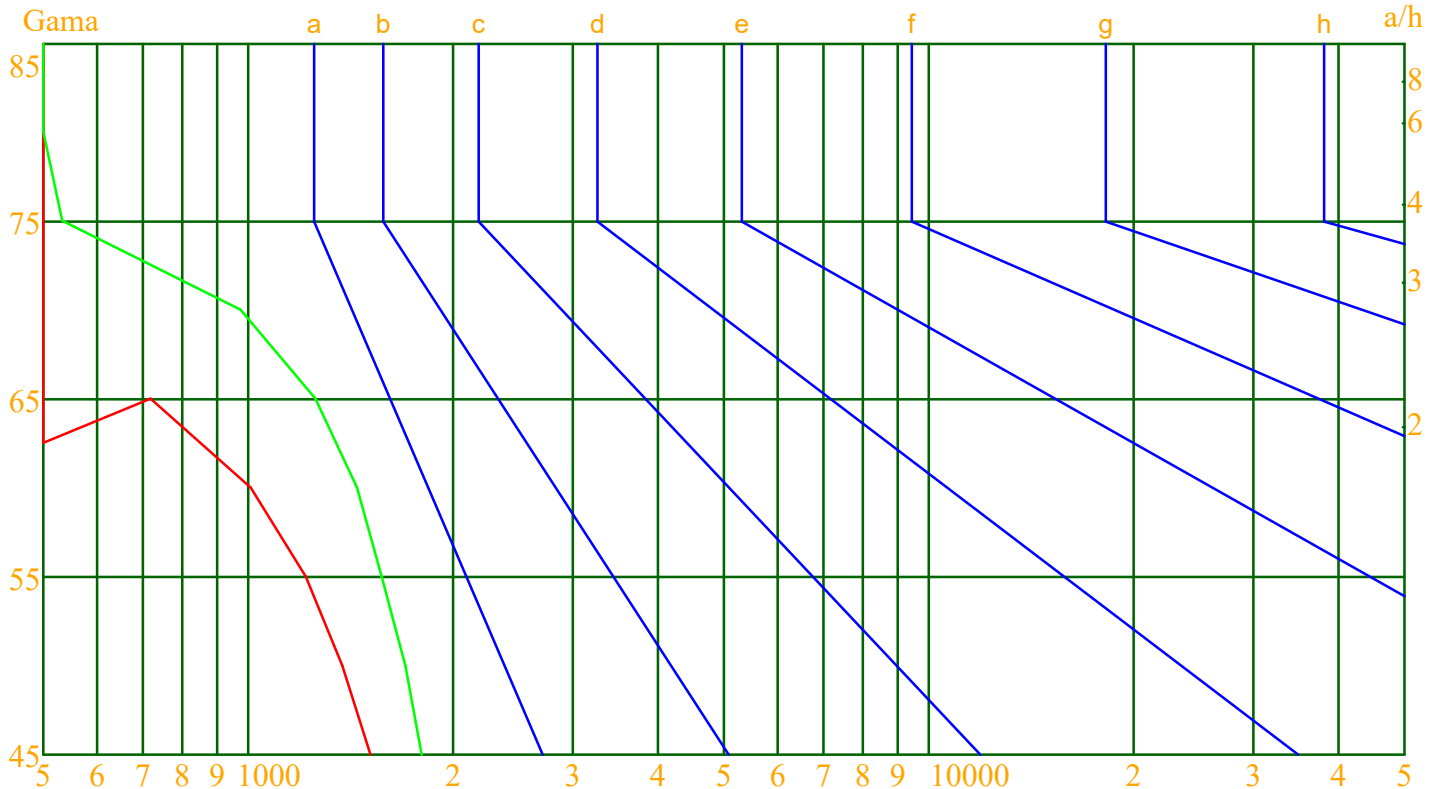
Glare Grade Table

GI	Quality	Using Illuminance							
		a	b	c	d	e	f	g	h
1.15	A	2000	1000	500	<=300				
1.5	B		2000	1000	500	<=300			
1.85	C			2000	1000	500	<=300		
2.2	D				2000	1000	500	<=300	
2.55	E					2000	1000	500	<=300
		a	b	c	d	e	f	g	h

Luminance Table

Gama(deg)	45	50	55	60	65	70	75	80	85
C0	1512	1375	1216	1008	718	347	0	0	0
C90	1798	1701	1571	1446	1255	975	533	0	0

Luminance Limiting Curve



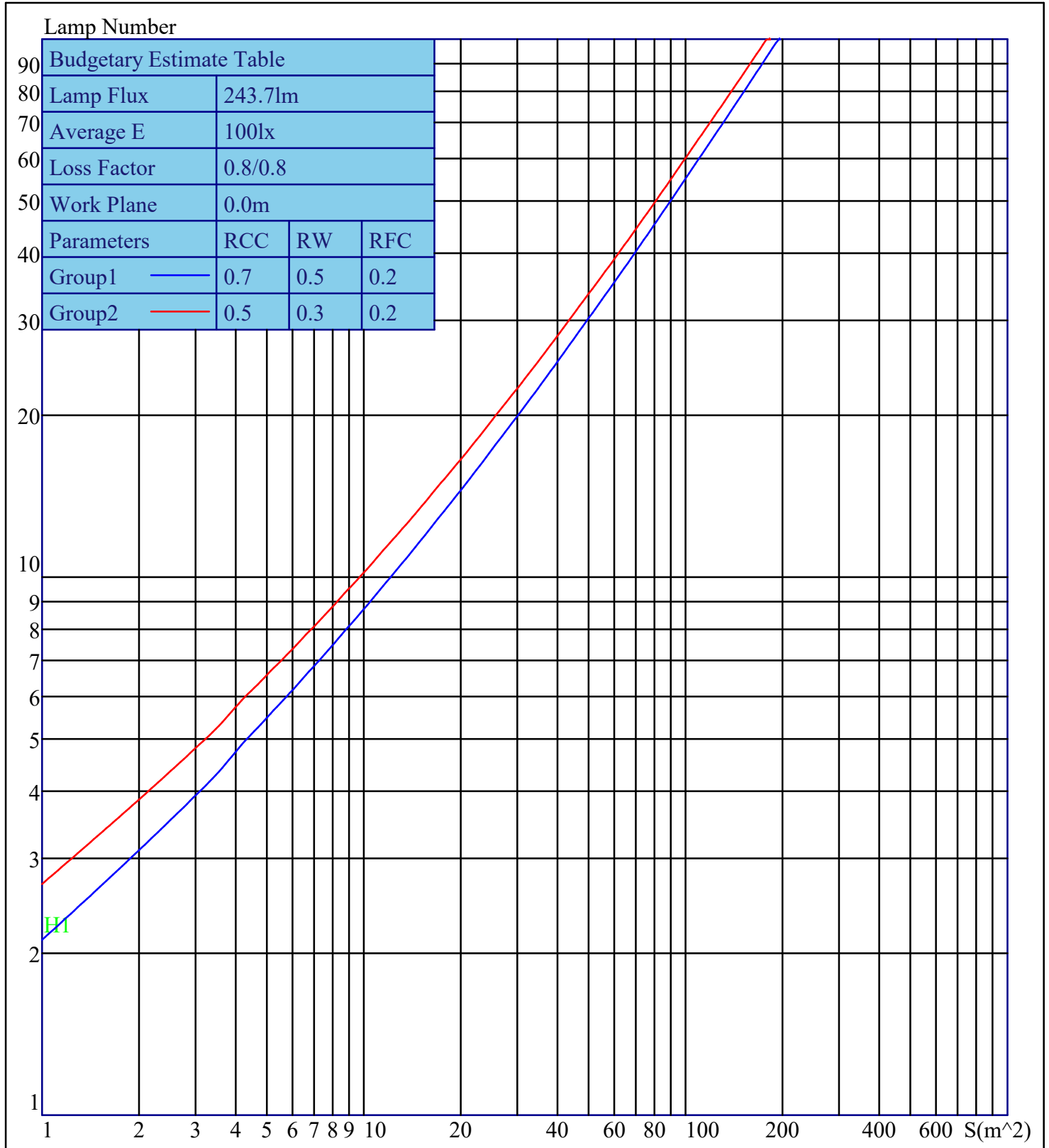
Luminous Size: Length(m)=0.304    Width(m)=0.120    Height(m)=0.060    Area(m<sup>2</sup>)=0.054720  
 Luminous Type: Without Luminous Side  
 Luminous Curves: C0-C180 Color: —    C90-C270 Color: —



# IES Indoor Report

Photometric Filename: TT-2835-L1200-6000K-2-Frosted LENS.IES

## Indoor Budgetary Estimate Table



Parameters1: Rhocc = 0.7 Rhow = 0.5 Rhofc = 0.2 LLF = 0.8  
 Parameters2: Rhocc = 0.5 Rhow = 0.3 Rhofc = 0.2 LLF = 0.8  
 Average Illuminance(lx): 100 Cavity Height: H1(m) = 2